



AUDI FIS SKI WORLD CUP 2022/23




Kvitfjell (NOR)

6th Women's Super-G

ENTRY LIST BY NSA

Number of Competitors: 50, Number of NSAs: 14

NSA	FIS Code	Name	Date of Birth	DH	FIS Points (23rd of February 2023 - List 17)				
					SL	GS	SG	AC	
AND (1)	25210	MORENO Cande	30 OCT 2000	28.81 (75)	236.28(3475)	123.83(2288)	49.77 (177)	97.13 (130)	
AUS (1)	45331	SMALL Greta	16 OCT 1995	34.09 (91)	142.88(2573)	90.77(1642)	54.91 (204)	95.85 (127)	
AUT (12)	56258	AGER Christina	11 NOV 1995	17.23 (38)	150.42(2697)	104.22(1929)	15.83 (29)	39.38 (15)	
	56417	FEST Nadine	28 JUN 1998	15.00 (35)	119.52(2177)	25.21 (100)	15.60 (27)	37.37 (14)	
	56392	GRITSCH Franziska	15 MAR 1997	18.21 (40)	7.33 (17)	15.05 (31)	15.71 (28)	19.37 (7)	
	56128	HUETTER Cornelia	29 OCT 1992	2.98 (8)	999.99(4082)	214.47(3300)	2.29 (8)	127.40 (246)	
	56328	ORTLIEB Nina	2 APR 1996	2.68 (7)	437.84(3948)	41.93 (392)	6.77 (16)	49.24 (25)	
	56125	PUCHNER Mirjam	18 MAY 1992	4.66 (16)	504.66(3996)	79.79(1364)	5.13 (13)	112.82 (191)	
	56256	RAEDLER Ariane	20 JAN 1995	13.34 (32)	179.28(3069)	54.33 (696)	10.64 (20)	72.29 (60)	
	56311	REISINGER Elisabeth	2 AUG 1996	11.03 (28)	516.83(4002)	95.30(1739)	17.01 (34)	66.44 (51)	
	55970	SCHMIDHOFER Nicole	15 MAR 1989	4.86 (17)	-	274.02(3609)	6.24 (14)	999.99(1069)	
	56087	SIEBENHOFER Ramona	29 JUL 1991	3.58 (13)	314.78(3777)	12.45 (18)	9.85 (19)	45.04 (21)	
	56088	TIPPLER Tamara	9 APR 1991	10.78 (27)	999.99(4082)	424.76(3891)	3.33 (10)	999.99(1069)	
	56177	VENIER Stephanie	19 DEC 1993	7.90 (24)	456.74(3966)	181.97(3026)	19.26 (38)	176.31 (424)	
BIH (1)	715171	MUZAFERIJA Elvedina	20 AUG 1999	20.87 (46)	156.95(2782)	73.01(1189)	33.26 (94)	131.85 (260)	
CAN (2)	107697	FLECKENSTEIN Stefanie	6 SEP 1997	37.27 (101)	25.97 (128)	28.43 (141)	36.55 (111)	90.64 (112)	
	107613	GRENIER Valerie	30 OCT 1996	52.89 (145)	105.66(1866)	3.48 (8)	16.61 (31)	78.42 (70)	
FRA (4)	197956	CERUTTI Camille	22 DEC 1998	31.78 (84)	138.24(2499)	47.00 (509)	26.29 (71)	87.80 (99)	
	197641	GAUCHE Laura	4 MAR 1995	12.00 (29)	403.77(3913)	68.33(1078)	11.31 (24)	49.37 (26)	
	198029	SMADJA CLEMENT Karen	29 JAN 1999	31.01 (80)	107.42(1903)	32.20 (193)	23.34 (52)	72.17 (59)	
	196928	WORLEY Tessa	4 OCT 1989	39.79 (108)	271.70(3644)	0.00 (1)	6.72 (15)	147.32 (322)	
GER (3)	507168	AICHER Emma	13 NOV 2003	27.28 (67)	13.24 (34)	20.61 (61)	16.76 (32)	52.33 (31)	
	206759	HIRT-STANGGASSINGER Katrin	7 MAY 1998	31.14 (82)	86.52(1437)	35.61 (260)	21.50 (47)	96.39 (129)	
	206668	WEIDLE Kira	24 FEB 1996	5.42 (18)	787.64(4071)	54.53 (699)	12.72 (26)	133.25 (269)	
ITA (7)	297601	BRIGNONE Federica	14 JUL 1990	6.75 (19)	22.54 (79)	1.20 (7)	0.00 (1)	20.72 (8)	
	297910	CURTONI Elena	3 FEB 1991	3.29 (12)	273.63(3654)	25.30 (103)	1.13 (5)	39.50 (16)	
	299630	DELAGO Nadia	12 NOV 1997	6.95 (21)	458.37(3971)	108.68(2005)	23.00 (51)	85.05 (90)	
	299466	DELAGO Nicol	5 JAN 1996	14.87 (34)	244.65(3525)	189.26(3091)	21.22 (45)	74.89 (63)	
	298323	GOGGIA Sofia	15 NOV 1992	0.00 (1)	352.02(3851)	17.45 (40)	0.00 (1)	67.40 (53)	
	299383	MELESI Roberta	18 JUL 1996	36.76 (97)	233.67(3458)	19.15 (53)	21.32 (46)	70.85 (56)	
	299624	PIROVANO Laura	20 NOV 1997	12.78 (31)	169.65(2958)	34.69 (243)	21.81 (49)	59.99 (42)	
NOR (2)	426257	LIE Kajsja Vickhoff	20 JUN 1998	8.53 (26)	71.01(1045)	45.52 (479)	10.86 (22)	36.53 (13)	
	425929	MOWINCKEL Ragnhild	12 SEP 1992	3.04 (9)	224.63(3406)	3.84 (9)	1.18 (6)	20.91 (9)	
NZL (1)	415232	ROBINSON Alice	1 DEC 2001	26.74 (64)	126.98(2306)	13.86 (22)	9.01 (18)	114.42 (196)	



Kvitfjell (NOR)


6th Women's Super-G

ENTRY LIST BY NSA

Number of Competitors: 50, Number of NSAs: 14

NSA	FIS Code	Name	Date of Birth	FIS Points (23rd of February 2023 - List 17)						
				DH	SL	GS	SG	AC		
POL (1)	435334	GASIENICA-DANIEL Maryna	19 FEB 1994	87.81 (307)	66.05 (907)	8.09 (12)	32.90 (93)	108.03 (174)		
SLO (1)	565360	STUHEC Ilka	26 OCT 1990	0.87 (4)	89.51(1511)	67.59(1059)	12.14 (25)	64.35 (47)		
SUI (9)	516248	FLURY Jasmine	16 SEP 1993	6.84 (20)	999.99(4082)	113.21(2094)	10.89 (23)	309.54 (753)		
	516284	GISIN Michelle	5 DEC 1993	4.00 (15)	2.88 (8)	6.39 (10)	2.82 (9)	1.00 (2)		
	516138	GUT-BEHRAMI Lara	27 APR 1991	1.15 (5)	269.73(3638)	0.41 (5)	0.00 (1)	142.05 (304)		
	516185	HAEHLEN Joana	23 JAN 1992	3.92 (14)	940.64(4079)	224.15(3370)	10.74 (21)	267.66 (690)		
	516280	HOLDENER Wendy	12 MAY 1993	20.40 (43)	0.00 (1)	16.60 (35)	21.64 (48)	11.76 (4)		
	516517	JENAL Stephanie	9 MAR 1998	24.65 (58)	155.64(2763)	58.25 (800)	25.40 (65)	93.93 (120)		
	516219	NUFER Priska	11 FEB 1992	3.09 (10)	551.61(4018)	32.67 (202)	24.85 (57)	94.98 (125)		
	516319	SUTER Corinne	28 SEP 1994	0.00 (1)	999.99(4082)	36.05 (265)	3.57 (11)	181.13 (441)		
	516519	SUTER Juliana	23 APR 1998	20.89 (47)	136.80(2474)	65.04 (982)	25.65 (67)	94.01 (121)		
USA (5)	6536213	CASHMAN Keely	4 APR 1999	23.60 (55)	50.41 (542)	31.01 (177)	29.91 (82)	102.14 (146)		
	6535455	JOHNSON Breezy	19 JAN 1996	3.09 (10)	244.23(3521)	173.51(2947)	16.32 (30)	111.82 (189)		
	6535765	MANGAN Tricia	7 MAR 1997	28.21 (73)	48.36 (500)	23.95 (89)	35.59 (108)	81.44 (75)		
	6535237	SHIFFRIN Mikaela	13 MAR 1995	7.11 (23)	0.00 (1)	0.00 (1)	0.75 (4)	1.50 (3)		
	6535791	WRIGHT Isabella	10 FEB 1997	14.20 (33)	81.50(1300)	55.14 (713)	26.36 (72)	129.86 (253)		

Legend:							
-	No points	AC	Alpine Combined	DH	Downhill	GS	Giant Slalom
SG	Super-G	SL	Slalom				





AUDI FIS SKI WORLD CUP 2022/23



Kvitfjell (NOR)

6th Women's Super-G

FRI 3 MAR 2023


DRAW LIST

Start Time 10:30

Number of Competitors: 50, Number of NSAs: 14

Rank 120 in the FIS List: ALEXANDER Kiki 38.15 FIS Points

No.	FIS Code	Name	NSA Code	WCSL-SG	WCSL-O	FIS SG
1	297601	BRIGNONE Federica	ITA	482 (1)	1343 (2)	0.00 (1)
2	425929	MOWINCKEL Ragnhild	NOR	474 (2)	1164 (5)	1.18 (6)
3	516138	GUT-BEHRAMI Lara	SUI	436 (3)	1315 (3)	0.00 (1)
4	297910	CURTONI Elena	ITA	412 (4)	825 (9)	1.13 (5)
5	6535237	SHIFFRIN Mikaela	USA	380 (5)	2331 (1)	0.75 (4)
6	56128	HUETTER Cornelia	AUT	333 (7)	634 (13)	2.29 (8)
7	516319	SUTER Corinne	SUI	277 (9)	740 (12)	3.57 (11)
8	56125	PUCHNER Mirjam	AUT	271 (10)	634 (13)	5.13 (13)
9	516284	GISIN Michelle	SUI	268 (11)	765 (10)	2.82 (9)
10	298323	GOGGIA Sofia	ITA	247 (12)	1029 (6)	0.00 (1)
11	516185	HAEHLEN Joana	SUI	217 (13)	483 (20)	10.74 (21)
12	196928	WORLEY Tessa	FRA	211 (14)	573 (16)	6.72 (15)
13	56088	TIPPLER Tamara	AUT	202 (15)	329 (33)	3.33 (10)
14	56087	SIEBENHOFER Ramona	AUT	200 (16)	515 (18)	9.85 (19)
15	426257	LIE Kajsa Vickhoff	NOR	196 (17)	387 (28)	10.86 (22)
16	55970	SCHMIDHOFER Nicole	AUT	172 (18)	224 (48)	6.24 (14)
17	206668	WEIDLE Kira	GER	154 (19)	498 (19)	12.72 (26)
18	415232	ROBINSON Alice	NZL	151 (20)	335 (31)	9.01 (18)
19	516248	FLURY Jasmine	SUI	151 (20)	469 (22)	10.89 (23)
20	197641	GAUCHE Laura	FRA	142 (22)	358 (29)	11.31 (24)
21	+500 565360	STUHEC Ilka	SLO	58 (28)	545 (17)	12.14 (25)
22	+500 516280	HOLDENER Wendy	SUI	58 (28)	927 (8)	21.64 (48)
23	56256	RAEDLER Ariane	AUT	86 (24)	168 (55)	10.64 (20)
24	56177	VENIER Stephanie	AUT	70 (25)	247 (44)	19.26 (38)
25	299624	PIROVANO Laura	ITA	60 (26)	269 (41)	21.81 (49)
26	516219	NUFER Priska	SUI	55 (30)	300 (37)	24.85 (57)
27	56417	FEST Nadine	AUT	51 (32)	82 (73)	15.60 (27)
28	6535455	JOHNSON Breezy	USA	45 (33)	292 (40)	16.32 (30)
29	299383	MELESI Roberta	ITA	45 (33)	76 (75)	21.32 (46)
30	56328	ORTLIEB Nina	AUT	32 (36)	358 (29)	6.77 (16)
31	56392	GRITSCH Franziska	AUT	-	407 (27)	15.71 (28)
32	56258	AGER Christina	AUT	10 (50)	93 (69)	15.83 (29)
33	107613	GRENIER Valerie	CAN	23 (40)	324 (34)	16.61 (31)
34	507168	AICHER Emma	GER	10 (50)	184 (52)	16.76 (32)
35	56311	REISINGER Elisabeth	AUT	16 (47)	53 (85)	17.01 (34)
36	299466	DELAGO Nicol	ITA	22 (43)	145 (57)	21.22 (45)
37	206759	HIRTL-STANGGASSINGER Katrin	GER	-	4 (141)	21.50 (47)
38	299630	DELAGO Nadia	ITA	7 (56)	143 (58)	23.00 (51)



Kvitfjell (NOR)



6th Women's Super-G

FRI 3 MAR 2023

DRAW LIST

Start Time 10:30

Number of Competitors: 50, Number of NSAs: 14

Rank 120 in the FIS List: ALEXANDER Kiki 38.15 FIS Points

No.	FIS Code	Name	NSA Code	WCSL-SG	WCSL-O	FIS SG
39	198029	SMADJA CLEMENT Karen	FRA	18 (45)	18 (111)	23.34 (52)
40	516517	JENAL Stephanie	SUI	14 (49)	42 (91)	25.40 (65)
41	516519	SUTER Juliana	SUI	24 (38)	51 (86)	25.65 (67)
42	197956	CERUTTI Camille	FRA	10 (50)	11 (119)	26.29 (71)
43	6535791	WRIGHT Isabella	USA	23 (40)	149 (56)	26.36 (72)
44	6536213	CASHMAN Keely	USA	6 (57)	11 (119)	29.91 (82)
45	435334	GASIENICA-DANIEL Maryna	POL	9 (54)	300 (37)	32.90 (93)
46	715171	MUZAFERIJA Elvedina	BIH	8 (55)	32 (98)	33.26 (94)
47	6535765	MANGAN Tricia	USA	-	15 (113)	35.59 (108)
48	107697	FLECKENSTEIN Stefanie	CAN	-	8 (131)	36.55 (111)
49	25210	MORENO Cande	AND	-	10 (123)	>49.77 (177)
50	45331	SMALL Greta	AUS	-	-	>54.91 (204)

Legend:			
-	No points	+500	At least 500 points on WCSL-O after 20th place or after 30th place
>	Greater than 120th rank in the FIS points list	FIS SG	FIS points for Super G (17th FIS points list 2022/2023)
		No.	Control Number
		WCSL-O	Overall FIS World Cup Start List points
WCSL-SG	FIS World Cup Start List points for Super G		





AUDI FIS SKI WORLD CUP 2022/23



Kvitfjell (NOR)

6th Women's Super-G


FRI 3 MAR 2023

START LIST

Start Time 10:30

Number of Competitors: 50, Number of NSAs: 14

Bib	FIS Code	Name	Year of Birth	NSA Code	Time	Ski
1	196928	WORLEY Tessa	1989	FRA		Rossignol
2	55970	SCHMIDHOFER Nicole	1989	AUT		Fischer
3	56087	SIEBENHOFER Ramona	1991	AUT		Fischer
4	516248	FLURY Jasmine	1993	SUI		Fischer
5	206668	WEIDLE Kira	1996	GER		Rossignol
6	297910	CURTONI Elena	1991	ITA		Head
7	297601	BRIGNONE Federica	1990	ITA		Rossignol
8	516138	GUT-BEHRAMI Lara	1991	SUI		Head
9	6535237	SHIFFRIN Mikaela	1995	USA		Atomic
10	516319	SUTER Corinne	1994	SUI		Head
11	516284	GISIN Michelle	1993	SUI		Salomon
12	56125	PUCHNER Mirjam	1992	AUT		Atomic
13	425929	MOWINCKEL Ragnhild	1992	NOR		Head
14	56128	HUETTER Cornelia	1992	AUT		Head
15	298323	GOGGIA Sofia	1992	ITA		Atomic
-----break-----						
16	56088	TIPPLER Tamara	1991	AUT		Salomon
17	197641	GAUCHE Laura	1995	FRA		Head
18	516185	HAEHLEN Joana	1992	SUI		Atomic
19	426257	LIE Kajsa Vickhoff	1998	NOR		Head
20	415232	ROBINSON Alice	2001	NZL		Salomon
21	565360	STUHEC Ilka	1990	SLO		Kaestle
22	516280	HOLDENER Wendy	1993	SUI		Head
-----break-----						
23	56256	RAEDLER Ariane	1995	AUT		Head
24	299383	MELESI Roberta	1996	ITA		Dynastar
25	6535455	JOHNSON Breezy	1996	USA		Atomic
26	56417	FEST Nadine	1998	AUT		Salomon
27	56328	ORTLIEB Nina	1996	AUT		Head
28	299624	PIROVANO Laura	1997	ITA		Head
29	56177	VENIER Stephanie	1993	AUT		Head
30	516219	NUFER Priska	1992	SUI		Dynastar
-----break-----						
31	56392	GRITSCH Franziska	1997	AUT		Head
32	56258	AGER Christina	1995	AUT		Atomic
33	107613	GRENIER Valerie	1996	CAN		Rossignol
34	507168	AICHER Emma	2003	GER		Head
35	56311	REISINGER Elisabeth	1996	AUT		Head
36	299466	DELAGO Nicol	1996	ITA		Atomic
37	206759	HIRTL-STANGGASSINGER Katrin	1998	GER		Head
38	299630	DELAGO Nadia	1997	ITA		Atomic
39	198029	SMADJA CLEMENT Karen	1999	FRA		Head
40	516517	JENAL Stephanie	1998	SUI		Atomic
41	516519	SUTER Juliana	1998	SUI		Atomic
42	197956	CERUTTI Camille	1998	FRA		Atomic



Number of Competitors: 50, Number of NSAs: 14

Bib	FIS Code	Name	Year of Birth	NSA Code	Time	Ski
43	6535791	WRIGHT Isabella	1997	USA		Atomic
44	6536213	CASHMAN Keely	1999	USA		Rossignol
45	435334	GASIENICA-DANIEL Maryna	1994	POL		Atomic
46	715171	MUZAFERIJA Elvedina	1999	BIH		Atomic
47	6535765	MANGAN Tricia	1997	USA		Head
48	107697	FLECKENSTEIN Stefanie	1997	CAN		Rossignol
49	25210	MORENO Cande	2000	AND		Head
50	45331	SMALL Greta	1995	AUS		Atomic

Jury

FIS Technical Delegate	JOHANSSON Roland	NOR
Referee	GERDOL Peter	FIS
Assistant Referee	SENIGAGLIESI Alberto	FIS
Chief of Race	BJØRGE Ole Johan	NOR

Technical Data

Course Name	Olympiabakken
Start Altitude	782m
Finish Altitude	182m
Vertical Drop	600m
Course Length	2170m
Homologation Number	13734/10/20

Race Information

Course Setter	VIALE Marco	FRA
Gates/Turning Gates	45/39	
Start Time	10:30	

Forerunners:

F1 - BUER Jonas	NOR	F2 - LARSEN Nikolai	NOR	F3 - SUND Malin Sofie	NOR
F4 - LINBERG Herman	NOR				

Legend:

YB Year of Birth



AUDI FIS SKI WORLD CUP 2022/23



Kvitfjell (NOR) 6th Women's Super-G OFFICIAL RESULTS

FRI 3 MAR 2023
Start Time 10:30

Number of Competitors: 50, Number of NSAs: 14

Penalty applied: 0.00

Rank	Bib	FIS Code	Name	YB	NSA Code	Time	Difference	Distance (m)	Race Points	Ski
1	14	56128	HUETTER Cornelia	1992	AUT	1:26.83			0.00	Head
2	6	297910	CURTONI Elena	1991	ITA	1:26.84	0.01	0.25	0.14	Head
3	8	516138	GUT-BEHRAMI Lara	1991	SUI	1:26.95	0.12	2.99	1.64	Head
4	9	6535237	SHIFFRIN Mikaela	1995	USA	1:26.99	0.16	3.99	2.19	Atomic
5	7	297601	BRIGNONE Federica	1990	ITA	1:27.12	0.29	7.22	3.97	Rossignol
6	1	196928	WORLEY Tessa	1989	FRA	1:27.17	0.34	8.46	4.66	Rossignol
7	31	56392	GRITSCH Franziska	1997	AUT	1:27.33	0.50	12.42	6.85	Head
8	12	56125	PUCHNER Mirjam	1992	AUT	1:27.45	0.62	15.38	8.50	Atomic
9	29	56177	VENIER Stephanie	1993	AUT	1:27.63	0.80	19.81	10.96	Head
9	10	516319	SUTER Corinne	1994	SUI	1:27.63	0.80	19.81	10.96	Head
11	4	516248	FLURY Jasmine	1993	SUI	1:27.64	0.81	20.06	11.10	Fischer
12	5	206668	WEIDLE Kira	1996	GER	1:27.65	0.82	20.30	11.24	Rossignol
13	2	55970	SCHMIDHOFER Nicole	1989	AUT	1:27.73	0.90	22.26	12.33	Fischer
14	13	425929	MOWINCKEL Ragnhild	1992	NOR	1:27.76	0.93	23.00	12.75	Head
15	28	299624	PIROVANO Laura	1997	ITA	1:27.80	0.97	23.97	13.29	Head
16	3	56087	SIEBENHOFER Ramona	1991	AUT	1:27.86	1.03	25.44	14.12	Fischer
17	22	516280	HOLDENER Wendy	1993	SUI	1:27.91	1.08	26.66	14.80	Head
18	11	516284	GISIN Michelle	1993	SUI	1:27.94	1.11	27.39	15.21	Salomon
19	19	426257	LIE Kajsa Vickhoff	1998	NOR	1:27.96	1.13	27.88	15.49	Head
20	18	516185	HAEHLEN Joana	1992	SUI	1:28.37	1.54	37.82	21.11	Atomic
21	20	415232	ROBINSON Alice	2001	NZL	1:28.51	1.68	41.19	23.02	Salomon
21	17	197641	GAUCHE Laura	1995	FRA	1:28.51	1.68	41.19	23.02	Head
23	30	516219	NUFER Priska	1992	SUI	1:28.65	1.82	44.55	24.94	Dynastar
24	33	107613	GRENIER Valerie	1996	CAN	1:28.66	1.83	44.79	25.08	Rossignol
25	24	299383	MELESI Roberta	1996	ITA	1:28.79	1.96	47.90	26.86	Dynastar
26	32	56258	AGER Christina	1995	AUT	1:28.84	2.01	49.10	27.55	Atomic
27	34	507168	AICHER Emma	2003	GER	1:29.03	2.20	53.62	30.15	Head
28	25	6535455	JOHNSON Breezy	1996	USA	1:29.09	2.26	55.05	30.97	Atomic
29	27	56328	ORTLIEB Nina	1996	AUT	1:29.22	2.39	58.13	32.75	Head
30	26	56417	FEST Nadine	1998	AUT	1:29.30	2.47	60.02	33.85	Salomon
31	40	516517	JENAL Stephanie	1998	SUI	1:29.59	2.76	66.85	37.83	Atomic
32	48	107697	FLECKENSTEIN Stefanie	1997	CAN	1:29.64	2.81	68.02	38.51	Rossignol
33	36	299466	DELAGO Nicol	1996	ITA	1:29.66	2.83	68.49	38.78	Atomic
34	38	299630	DELAGO Nadia	1997	ITA	1:29.73	2.90	70.13	39.74	Atomic
35	21	565360	STUHEC Ilka	1990	SLO	1:29.76	2.93	70.83	40.16	Kaestle
36	45	435334	GASIENICA-DANIEL Maryna	1994	POL	1:29.77	2.94	71.07	40.29	Atomic
37	41	516519	SUTER Juliana	1998	SUI	1:29.86	3.03	73.17	41.53	Atomic
38	35	56311	REISINGER Elisabeth	1996	AUT	1:29.88	3.05	73.64	41.80	Head
39	37	206759	HIRTL-STANGGASSINGER Katrin	1998	GER	1:30.30	3.47	83.39	47.56	Head
40	47	6535765	MANGAN Tricia	1997	USA	1:30.72	3.89	93.05	53.31	Head
41	50	45331	SMALL Greta	1995	AUS	1:31.60	4.77	113.00	65.37	Atomic
42	46	715171	MUZAFERIJA Elvedina	1999	BIH	1:32.67	5.84	136.75	80.04	Atomic

DID NOT FINISH: 7 competitors

15	298323	GOGGIA Sofia	1992	ITA	Atomic
16	56088	TIPLER Tamara	1991	AUT	Salomon

FRI 3 MAR 2023 / Kvitfjell (NOR) / 5051

Page 1/2

Data Processing by LONGINES


www.fis-ski.com

LONGINES Timing

Generation date : FRI 3 MAR 2023

Time : 12:10

Document: C73A 1.0



Kvitfjell (NOR)


6th Women's Super-G

FRI 3 MAR 2023

OFFICIAL RESULTS

Start Time 10:30

Number of Competitors: 50, Number of NSAs: 14

Penalty applied: 0.00

Rank	Bib	FIS Code	Name	YB	NSA Code	Time	Difference	Distance (m)	Race Points	Ski
	39	198029	SMADJA CLEMENT Karen	1999	FRA					Head
	42	197956	CERUTTI Camille	1998	FRA					Atomic
	43	6535791	WRIGHT Isabella	1997	USA					Atomic
	44	6536213	CASHMAN Keely	1999	USA					Rossignol
	49	25210	MORENO Cande	2000	AND					Head

DID NOT START: 1 competitor

	23	56256	RAEDLER Ariane	1995	AUT					Head
--	----	-------	-----------------------	------	-----	--	--	--	--	------

Jury

FIS Technical Delegate	JOHANSSON Roland	NOR
Referee	GERDOL Peter	FIS
Assistant Referee	SENIGAGLIESI Alberto	FIS
Chief of Race	BJØRGE Ole Johan	NOR

Technical Data

Course Name	Olympiabakken
Start Altitude	782m
Finish Altitude	182m
Vertical Drop	600m
Course Length	2170m
Homologation Number	13734/10/20

Race Information

Course Setter	VIALE Marco	FRA
Gates/Turning Gates	45/39	
Start Time	10:30	

Forerunners:


F1 - BUER Jonas	NOR	F2 - LARSEN Nikolai	NOR	F3 - SUND Malin Sofie	NOR
F4 - LINBERG Herman	NOR				

Conditions on course:

 PARTLY CLOUDY **Snow:** HARD **Temperature - Start:** -3°C **Temperature - Finish:** -2°C

Legend:

YB Year of Birth





AUDI FIS SKI WORLD CUP 2022/23



Kvitfjell (NOR)

6th Women's Super-G

FRI 3 MAR 2023

Start Time 10:30

PENALTY CALCULATION

Best 10 at Finish

F-factor: 1190

Rank	Bib	FIS Code	Name	NSA Code	FIS Points	Best 5	Race Points
1	14	56128	HUETTER Cornelia	AUT	2.29	2.29	0.00
2	6	297910	CURTONI Elena	ITA	1.13	1.13	0.14
3	8	516138	GUT-BEHRAMI Lara	SUI	0.00	0.00	1.64
4	9	6535237	SHIFFRIN Mikaela	USA	0.75	0.75	2.19
5	7	297601	BRIGNONE Federica	ITA	0.00	0.00	3.97
6	1	196928	WORLEY Tessa	FRA	6.72		
7	31	56392	GRITSCH Franziska	AUT	15.71		
8	12	56125	PUCHNER Mirjam	AUT	5.13		
9	29	56177	VENIER Stephanie	AUT	19.26		
9	10	516319	SUTER Corinne	SUI	3.57		

Best 5 FIS Points Started

Rank	Bib	FIS Code	Name	NSA Code	FIS Points
3	8	516138	GUT-BEHRAMI Lara	SUI	0.00
5	7	297601	BRIGNONE Federica	ITA	0.00
DNF	15	298323	GOGGIA Sofia	ITA	0.00
4	9	6535237	SHIFFRIN Mikaela	USA	0.75
2	6	297910	CURTONI Elena	ITA	1.13

TOTALS:

FIS Points of Best 5 Started (B)	1.88	
FIS Points of Best 5 at Finish in Top 10 (A)		4.17
Race Points of Corresponding Competitors (C)		7.94
Calculated Penalty (A+B-C):10 =>	-0.189	
Rounded	-0.19	
Category Adder	0.00	
Correction Value (Z)	0.00	
Calculated Penalty	-0.19	
Penalty Applied	0.00	

Legend:

DNF Did not finish

FRI 3 MAR 2023 / Kvitfjell (NOR) / 5051

Page 1/1

Data Processing by LONGINES


www.fis-ski.com

LONGINES Timing

Generation date : FRI 3 MAR 2023

Time : 12:11

Document: C77C 1.0





AUDI FIS SKI WORLD CUP 2022/23




Kvitfjell (NOR) 6th Women's Super-G PERFORMANCE ANALYSIS BY RANK

FRI 3 MAR 2023
Start Time 10:30

Number of Competitors: 42 Number of NSAs: 13

Rank	Bib	Name Ski	NSA Code	Positions			Partials		Difference		Speed			
				Pos	Time	Rank	Pos	Time	Rank	Time	Dist.(m)	Pos.	(km/h)	Rank
1	14	HUETTER Cornelia Head	AUT	Int1:	13.61	(15)	11-12:	24.43	(9)	0.29		Sp1	101.12	(9)
				Int2:	38.04	(10)	12-13:	18.32	(12)	0.38		Sp2	102.20	(3)
				Int3:	56.36	(11)	13-14:	12.35	(1)	0.51				
				Int4:	1:08.71	(5)	14-Fin:	18.12	(1)	0.22				
				Fin:	1:26.83	(1)				0.00	0.00	Avg:	89.97	
2	6	CURTONI Elena Head	ITA	Int1:	13.69	(26)	11-12:	24.37	(6)	0.37		Sp1	99.83	(20)
				Int2:	38.06	(12)	12-13:	18.07	(1)	0.40		Sp2	99.90	(17)
				Int3:	56.13	(5)	13-14:	12.43	(7)	0.28				
				Int4:	1:08.56	(2)	14-Fin:	18.28	(2)	0.07				
				Fin:	1:26.84	(2)				0.01	0.25	Avg:	89.96	
3	8	GUT-BEHRAMI Lara Head	SUI	Int1:	13.59	(12)	11-12:	24.30	(3)	0.27		Sp1	100.80	(13)
				Int2:	37.89	(7)	12-13:	18.23	(9)	0.23		Sp2	99.90	(17)
				Int3:	56.12	(4)	13-14:	12.37	(4)	0.27				
				Int4:	1:08.49	(1)	14-Fin:	18.46	(9)	0.00				
				Fin:	1:26.95	(3)				0.12	2.99	Avg:	89.84	
4	9	SHIFFRIN Mikaela Atomic	USA	Int1:	13.32	(1)	11-12:	24.53	(14)	0.00		Sp1	101.32	(7)
				Int2:	37.85	(5)	12-13:	18.18	(5)	0.19		Sp2	102.00	(7)
				Int3:	56.03	(3)	13-14:	12.59	(15)	0.18				
				Int4:	1:08.62	(3)	14-Fin:	18.37	(6)	0.13				
				Fin:	1:26.99	(4)				0.16	3.99	Avg:	89.80	
5	7	BRIGNONE Federica Rossignol	ITA	Int1:	13.62	(16)	11-12:	24.64	(20)	0.30		Sp1	99.12	(25)
				Int2:	38.26	(19)	12-13:	18.09	(3)	0.60		Sp2	98.30	(31)
				Int3:	56.35	(10)	13-14:	12.42	(5)	0.50				
				Int4:	1:08.77	(6)	14-Fin:	18.35	(5)	0.28				
				Fin:	1:27.12	(5)				0.29	7.22	Avg:	89.67	
6	1	WORLEY Tessa Rossignol	FRA	Int1:	13.56	(10)	11-12:	24.58	(17)	0.24		Sp1	99.94	(19)
				Int2:	38.14	(16)	12-13:	18.09	(3)	0.48		Sp2	100.40	(13)
				Int3:	56.23	(9)	13-14:	12.44	(9)	0.38				
				Int4:	1:08.67	(4)	14-Fin:	18.50	(12)	0.18				
				Fin:	1:27.17	(6)				0.34	8.46	Avg:	89.62	
7	31	GRITSCH Franziska Head	AUT	Int1:	13.37	(3)	11-12:	24.33	(4)	0.05		Sp1	103.61	(2)
				Int2:	37.70	(3)	12-13:	18.79	(22)	0.04		Sp2	100.60	(11)
				Int3:	56.49	(14)	13-14:	12.56	(14)	0.64				
				Int4:	1:09.05	(11)	14-Fin:	18.28	(2)	0.56				
				Fin:	1:27.33	(7)				0.50	12.42	Avg:	89.45	
8	12	PUCHNER Mirjam Atomic	AUT	Int1:	13.62	(16)	11-12:	24.08	(1)	0.30		Sp1	101.52	(6)
				Int2:	37.70	(3)	12-13:	18.45	(15)	0.04		Sp2	101.10	(10)
				Int3:	56.15	(7)	13-14:	12.88	(24)	0.30				
				Int4:	1:09.03	(10)	14-Fin:	18.42	(7)	0.54				
				Fin:	1:27.45	(8)				0.62	15.38	Avg:	89.33	



Kvitfjell (NOR)



6th Women's Super-G


FRI 3 MAR 2023

PERFORMANCE ANALYSIS BY RANK

Start Time 10:30

Number of Competitors: 42 Number of NSAs: 13

Rank	Bib	Name Ski	NSA Code	Positions			Partials		Difference		Speed			
				Pos	Time	Rank	Pos	Time	Rank	Time	Dist.(m)	Pos.	(km/h)	Rank
9	29	VENIER Stephanie Head	AUT	Int1:	13.67	(25)	11-12:	24.39	(8)	0.35		Sp1	100.09	(17)
				Int2:	38.06	(12)	12-13:	18.41	(13)	0.40		Sp2	100.10	(16)
				Int3:	56.47	(13)	13-14:	12.68	(17)	0.62				
				Int4:	1:09.15	(13)	14-Fin:	18.48	(11)	0.66				
				Fin:	1:27.63	(9)				0.80	19.81	Avg:	89.15	
9	10	SUTER Corinne Head	SUI	Int1:	13.47	(4)	11-12:	24.44	(10)	0.15		Sp1	101.07	(10)
				Int2:	37.91	(8)	12-13:	18.23	(9)	0.25		Sp2	102.50	(2)
				Int3:	56.14	(6)	13-14:	12.93	(26)	0.29				
				Int4:	1:09.07	(12)	14-Fin:	18.56	(13)	0.58				
				Fin:	1:27.63	(9)				0.80	19.81	Avg:	89.15	
11	4	FLURY Jasmine Fischer	SUI	Int1:	13.52	(7)	11-12:	24.45	(11)	0.20		Sp1	101.55	(5)
				Int2:	37.97	(9)	12-13:	18.22	(7)	0.31		Sp2	97.10	(36)
				Int3:	56.19	(8)	13-14:	12.74	(21)	0.34				
				Int4:	1:08.93	(7)	14-Fin:	18.71	(26)	0.44				
				Fin:	1:27.64	(11)				0.81	20.06	Avg:	89.14	
12	5	WEIDLE Kira Rossignol	GER	Int1:	13.64	(20)	11-12:	24.66	(21)	0.32		Sp1	99.73	(22)
				Int2:	38.30	(20)	12-13:	18.08	(2)	0.64		Sp2	99.10	(23)
				Int3:	56.38	(12)	13-14:	12.81	(23)	0.53				
				Int4:	1:09.19	(15)	14-Fin:	18.46	(9)	0.70				
				Fin:	1:27.65	(12)				0.82	20.30	Avg:	89.13	
13	2	SCHMIDHOFER Nicole Fischer	AUT	Int1:	13.33	(2)	11-12:	24.34	(5)	0.01		Sp1	105.17	(1)
				Int2:	37.67	(2)	12-13:	18.18	(5)	0.01		Sp2	101.40	(8)
				Int3:	55.85	(1)	13-14:	13.17	(36)	0.00				
				Int4:	1:09.02	(9)	14-Fin:	18.71	(26)	0.53				
				Fin:	1:27.73	(13)				0.90	22.26	Avg:	89.05	
14	13	MOWINCKEL Ragnhild Head	NOR	Int1:	13.59	(12)	11-12:	24.85	(27)	0.27		Sp1	99.05	(29)
				Int2:	38.44	(24)	12-13:	18.67	(18)	0.78		Sp2	98.50	(29)
				Int3:	57.11	(21)	13-14:	12.35	(1)	1.26				
				Int4:	1:09.46	(19)	14-Fin:	18.30	(4)	0.97				
				Fin:	1:27.76	(14)				0.93	23.00	Avg:	89.02	
15	28	PIROVANO Laura Head	ITA	Int1:	13.52	(7)	11-12:	24.80	(24)	0.20		Sp1	101.04	(11)
				Int2:	38.32	(21)	12-13:	18.42	(14)	0.66		Sp2	99.80	(19)
				Int3:	56.74	(17)	13-14:	12.43	(7)	0.89				
				Int4:	1:09.17	(14)	14-Fin:	18.63	(16)	0.68				
				Fin:	1:27.80	(15)				0.97	23.97	Avg:	88.97	
16	3	SIEBENHOFER Ramona Fischer	AUT	Int1:	13.55	(9)	11-12:	24.11	(2)	0.23		Sp1	101.14	(8)
				Int2:	37.66	(1)	12-13:	18.31	(11)	0.00		Sp2	98.10	(33)
				Int3:	55.97	(2)	13-14:	13.00	(28)	0.12				
				Int4:	1:08.97	(8)	14-Fin:	18.89	(34)	0.48				
				Fin:	1:27.86	(16)				1.03	25.44	Avg:	88.91	
17	22	HOLDENER Wendy Head	SUI	Int1:	13.47	(4)	11-12:	24.57	(16)	0.15		Sp1	99.51	(23)
				Int2:	38.04	(10)	12-13:	18.88	(26)	0.38		Sp2	98.90	(25)
				Int3:	56.92	(18)	13-14:	12.42	(5)	1.07				
				Int4:	1:09.34	(18)	14-Fin:	18.57	(14)	0.85				
				Fin:	1:27.91	(17)				1.08	26.66	Avg:	88.86	
18	11	GISIN Michelle Salomon	SUI	Int1:	13.62	(16)	11-12:	24.63	(19)	0.30		Sp1	100.47	(15)
				Int2:	38.25	(18)	12-13:	18.46	(16)	0.59		Sp2	98.60	(27)
				Int3:	56.71	(16)	13-14:	12.51	(10)	0.86				
				Int4:	1:09.22	(17)	14-Fin:	18.72	(28)	0.73				
				Fin:	1:27.94	(18)				1.11	27.39	Avg:	88.83	



Kvitfjell (NOR)



6th Women's Super-G


FRI 3 MAR 2023

PERFORMANCE ANALYSIS BY RANK

Start Time 10:30

Number of Competitors: 42 Number of NSAs: 13

Rank	Bib	Name Ski	NSA Code	Positions			Partials		Difference		Speed			
				Pos	Time	Rank	Pos	Time	Rank	Time	Dist.(m)	Pos.	(km/h)	Rank
19	19	LIE Kajsa Vickhoff Head	NOR	Int1:	13.49	(6)	11-12:	24.38	(7)	0.17		Sp1	102.09	(4)
				Int2:	37.87	(6)	12-13:	18.81	(23)	0.21		Sp2	101.20	(9)
				Int3:	56.68	(15)	13-14:	12.53	(11)	0.83				
				Int4:	1:09.21	(16)	14-Fin:	18.75	(29)	0.72				
				Fin:	1:27.96	(19)				1.13	27.88	Avg:	88.81	
20	18	HAEHLEN Joana Atomic	SUI	Int1:	13.74	(32)	11-12:	24.60	(18)	0.42		Sp1	98.11	(36)
				Int2:	38.34	(22)	12-13:	18.86	(25)	0.68		Sp2	100.50	(12)
				Int3:	57.20	(24)	13-14:	12.72	(19)	1.35				
				Int4:	1:09.92	(23)	14-Fin:	18.45	(8)	1.43				
				Fin:	1:28.37	(20)				1.54	37.82	Avg:	88.40	
21	20	ROBINSON Alice Salomon	NZL	Int1:	13.65	(23)	11-12:	24.90	(29)	0.33		Sp1	99.30	(24)
				Int2:	38.55	(25)	12-13:	18.73	(19)	0.89		Sp2	98.60	(27)
				Int3:	57.28	(26)	13-14:	12.36	(3)	1.43				
				Int4:	1:09.64	(20)	14-Fin:	18.87	(33)	1.15				
				Fin:	1:28.51	(21)				1.68	41.19	Avg:	88.26	
21	17	GAUCHE Laura Head	FRA	Int1:	13.85	(37)	11-12:	25.09	(37)	0.53		Sp1	97.49	(39)
				Int2:	38.94	(37)	12-13:	18.22	(7)	1.28		Sp2	102.10	(4)
				Int3:	57.16	(23)	13-14:	12.70	(18)	1.31				
				Int4:	1:09.86	(22)	14-Fin:	18.65	(19)	1.37				
				Fin:	1:28.51	(21)				1.68	41.19	Avg:	88.26	
23	30	NUFER Priska Dynastar	SUI	Int1:	13.71	(30)	11-12:	25.01	(34)	0.39		Sp1	98.29	(32)
				Int2:	38.72	(32)	12-13:	18.77	(21)	1.06		Sp2	102.10	(4)
				Int3:	57.49	(28)	13-14:	12.55	(13)	1.64				
				Int4:	1:10.04	(24)	14-Fin:	18.61	(15)	1.55				
				Fin:	1:28.65	(23)				1.82	44.55	Avg:	88.12	
24	33	GRENIER Valerie Rossignol	CAN	Int1:	13.59	(12)	11-12:	24.49	(13)	0.27		Sp1	101.01	(12)
				Int2:	38.08	(14)	12-13:	18.93	(29)	0.42		Sp2	98.00	(34)
				Int3:	57.01	(19)	13-14:	12.72	(19)	1.16				
				Int4:	1:09.73	(21)	14-Fin:	18.93	(35)	1.24				
				Fin:	1:28.66	(24)				1.83	44.79	Avg:	88.11	
25	24	MELESI Roberta Dynastar	ITA	Int1:	13.81	(34)	11-12:	24.86	(28)	0.49		Sp1	98.19	(35)
				Int2:	38.67	(31)	12-13:	18.92	(27)	1.01		Sp2	103.20	(1)
				Int3:	57.59	(29)	13-14:	12.54	(12)	1.74				
				Int4:	1:10.13	(25)	14-Fin:	18.66	(20)	1.64				
				Fin:	1:28.79	(25)				1.96	47.90	Avg:	87.98	
26	32	AGER Christina Atomic	AUT	Int1:	13.63	(19)	11-12:	24.47	(12)	0.31		Sp1	99.76	(21)
				Int2:	38.10	(15)	12-13:	19.03	(32)	0.44		Sp2	94.70	(41)
				Int3:	57.13	(22)	13-14:	13.01	(29)	1.28				
				Int4:	1:10.14	(26)	14-Fin:	18.70	(23)	1.65				
				Fin:	1:28.84	(26)				2.01	49.10	Avg:	87.93	
27	34	AICHER Emma Head	GER	Int1:	13.70	(28)	11-12:	24.92	(30)	0.38		Sp1	99.07	(28)
				Int2:	38.62	(29)	12-13:	18.59	(17)	0.96		Sp2	99.30	(22)
				Int3:	57.21	(25)	13-14:	13.12	(34)	1.36				
				Int4:	1:10.33	(27)	14-Fin:	18.70	(23)	1.84				
				Fin:	1:29.03	(27)				2.20	53.62	Avg:	87.75	
28	25	JOHNSON Breezy Atomic	USA	Int1:	13.64	(20)	11-12:	24.56	(15)	0.32		Sp1	99.98	(18)
				Int2:	38.20	(17)	12-13:	18.81	(23)	0.54		Sp2	99.80	(19)
				Int3:	57.01	(19)	13-14:	13.38	(40)	1.16				
				Int4:	1:10.39	(28)	14-Fin:	18.70	(23)	1.90				
				Fin:	1:29.09	(28)				2.26	55.05	Avg:	87.69	



Kvitfjell (NOR)



6th Women's Super-G


FRI 3 MAR 2023

PERFORMANCE ANALYSIS BY RANK

Start Time 10:30

Number of Competitors: 42 Number of NSAs: 13

Rank	Bib	Name Ski	NSA Code	Positions			Partials		Difference		Speed			
				Pos	Time	Rank	Pos	Time	Rank	Time	Dist.(m)	Pos.	(km/h)	Rank
29	27	ORTLIEB Nina Head	AUT	Int1:	13.70	(28)	11-12:	24.92	(30)	0.38		Sp1	100.32	(16)
				Int2:	38.62	(29)	12-13:	18.74	(20)	0.96		Sp2	100.20	(15)
				Int3:	57.36	(27)	13-14:	13.17	(36)	1.51				
				Int4:	1:10.53	(29)	14-Fin:	18.69	(22)	2.04				
				Fin:	1:29.22	(29)				2.39	58.13	Avg:	87.56	
30	26	FEST Nadine Salomon	AUT	Int1:	13.58	(11)	11-12:	24.78	(22)	0.26		Sp1	99.08	(26)
				Int2:	38.36	(23)	12-13:	19.30	(40)	0.70		Sp2	98.30	(31)
				Int3:	57.66	(31)	13-14:	12.96	(27)	1.81				
				Int4:	1:10.62	(31)	14-Fin:	18.68	(21)	2.13				
				Fin:	1:29.30	(30)				2.47	60.02	Avg:	87.48	
31	40	JENAL Stephanie Atomic	SUI	Int1:	13.72	(31)	11-12:	25.20	(41)	0.40		Sp1	98.47	(31)
				Int2:	38.92	(36)	12-13:	18.93	(29)	1.26		Sp2	99.40	(21)
				Int3:	57.85	(35)	13-14:	13.10	(32)	2.00				
				Int4:	1:10.95	(37)	14-Fin:	18.64	(18)	2.46				
				Fin:	1:29.59	(31)				2.76	66.85	Avg:	87.20	
32	48	FLECKENSTEIN Stefanie Rossignol	CAN	Int1:	13.65	(23)	11-12:	24.95	(32)	0.33		Sp1	99.08	(26)
				Int2:	38.60	(27)	12-13:	19.04	(33)	0.94		Sp2	100.30	(14)
				Int3:	57.64	(30)	13-14:	13.21	(38)	1.79				
				Int4:	1:10.85	(34)	14-Fin:	18.79	(30)	2.36				
				Fin:	1:29.64	(32)				2.81	68.02	Avg:	87.15	
33	36	DELAGO Nicol Atomic	ITA	Int1:	13.76	(33)	11-12:	24.80	(24)	0.44		Sp1	100.62	(14)
				Int2:	38.56	(26)	12-13:	19.13	(36)	0.90		Sp2	96.90	(37)
				Int3:	57.69	(33)	13-14:	13.11	(33)	1.84				
				Int4:	1:10.80	(33)	14-Fin:	18.86	(32)	2.31				
				Fin:	1:29.66	(33)				2.83	68.49	Avg:	87.13	
34	38	DELAGO Nadia Atomic	ITA	Int1:	14.09	(42)	11-12:	24.68	(22)	0.77		Sp1	98.26	(33)
				Int2:	38.77	(35)	12-13:	19.14	(37)	1.11		Sp2	96.30	(38)
				Int3:	57.91	(36)	13-14:	13.03	(30)	2.06				
				Int4:	1:10.94	(36)	14-Fin:	18.79	(30)	2.45				
				Fin:	1:29.73	(34)				2.90	70.13	Avg:	87.06	
35	21	STUHEC Ilka Kaestle	SLO	Int1:	13.64	(20)	11-12:	24.97	(33)	0.32		Sp1	102.11	(3)
				Int2:	38.61	(28)	12-13:	19.07	(34)	0.95		Sp2	97.60	(35)
				Int3:	57.68	(32)	13-14:	13.45	(41)	1.83				
				Int4:	1:11.13	(39)	14-Fin:	18.63	(16)	2.64				
				Fin:	1:29.76	(35)				2.93	70.83	Avg:	87.03	
36	45	GASIENICA-DANIEL Maryna Atomic	POL	Int1:	14.00	(41)	11-12:	25.09	(37)	0.68		Sp1	98.26	(33)
				Int2:	39.09	(41)	12-13:	18.99	(31)	1.43		Sp2	98.50	(29)
				Int3:	58.08	(39)	13-14:	12.63	(16)	2.23				
				Int4:	1:10.71	(32)	14-Fin:	19.06	(38)	2.22				
				Fin:	1:29.77	(36)				2.94	71.07	Avg:	87.02	
37	41	SUTER Juliana Atomic	SUI	Int1:	13.91	(38)	11-12:	24.83	(26)	0.59		Sp1	97.49	(39)
				Int2:	38.74	(34)	12-13:	19.25	(38)	1.08		Sp2	102.10	(4)
				Int3:	57.99	(38)	13-14:	12.88	(24)	2.14				
				Int4:	1:10.87	(35)	14-Fin:	18.99	(37)	2.38				
				Fin:	1:29.86	(37)				3.03	73.17	Avg:	86.94	
38	35	REISINGER Elisabeth Head	AUT	Int1:	13.69	(26)	11-12:	25.03	(35)	0.37		Sp1	98.87	(30)
				Int2:	38.72	(32)	12-13:	19.10	(35)	1.06		Sp2	92.60	(42)
				Int3:	57.82	(34)	13-14:	12.75	(22)	1.97				
				Int4:	1:10.57	(30)	14-Fin:	19.31	(40)	2.08				
				Fin:	1:29.88	(38)				3.05	73.64	Avg:	86.92	





AUDI FIS SKI WORLD CUP 2022/23




Kvitfjell (NOR) 6th Women's Super-G PERFORMANCE ANALYSIS BY BIB

FRI 3 MAR 2023
Start Time 10:30

Number of Competitors: 50 Number of NSAs: 14

Bib	Name Ski	NSA Code	Positions			Partials		Difference		Speed			
			Pos	Time	Rank	Pos	Time	Rank	Time	Dist.(m)	Pos.	(km/h)	Rank
1	WORLEY Tessa Rossignol	FRA	Int1:	13.56	(12)	11-12:	24.58	(19)	0.24		Sp1	99.94	(23)
			Int2:	38.14	(18)	12-13:	18.09	(3)	0.48		Sp2	100.40	(16)
			Int3:	56.23	(10)	13-14:	12.44	(10)	0.38				
			Int4:	1:08.67	(5)	14-Fin:	18.50	(12)	0.18				
			Fin:	1:27.17	(6)				0.34	8.46	Avg:	89.62	
2	SCHMIDHOFER Nicole Fischer	AUT	Int1:	13.33	(2)	11-12:	24.34	(6)	0.01		Sp1	105.17	(1)
			Int2:	37.67	(2)	12-13:	18.18	(5)	0.01		Sp2	101.40	(9)
			Int3:	55.85	(1)	13-14:	13.17	(39)	0.00				
			Int4:	1:09.02	(10)	14-Fin:	18.71	(26)	0.53				
			Fin:	1:27.73	(13)				0.90	22.26	Avg:	89.05	
3	SIEBENHOFER Ramona Fischer	AUT	Int1:	13.55	(10)	11-12:	24.11	(2)	0.23		Sp1	101.14	(8)
			Int2:	37.66	(1)	12-13:	18.31	(12)	0.00		Sp2	98.10	(36)
			Int3:	55.97	(2)	13-14:	13.00	(31)	0.12				
			Int4:	1:08.97	(9)	14-Fin:	18.89	(34)	0.48				
			Fin:	1:27.86	(16)				1.03	25.44	Avg:	88.91	
4	FLURY Jasmine Fischer	SUI	Int1:	13.52	(7)	11-12:	24.45	(13)	0.20		Sp1	101.55	(5)
			Int2:	37.97	(10)	12-13:	18.22	(8)	0.31		Sp2	97.10	(41)
			Int3:	56.19	(9)	13-14:	12.74	(23)	0.34				
			Int4:	1:08.93	(8)	14-Fin:	18.71	(26)	0.44				
			Fin:	1:27.64	(11)				0.81	20.06	Avg:	89.14	
5	WEIDLE Kira Rossignol	GER	Int1:	13.64	(23)	11-12:	24.66	(23)	0.32		Sp1	99.73	(26)
			Int2:	38.30	(22)	12-13:	18.08	(2)	0.64		Sp2	99.10	(26)
			Int3:	56.38	(14)	13-14:	12.81	(26)	0.53				
			Int4:	1:09.19	(16)	14-Fin:	18.46	(9)	0.70				
			Fin:	1:27.65	(12)				0.82	20.30	Avg:	89.13	
6	CURTONI Elena Head	ITA	Int1:	13.69	(29)	11-12:	24.37	(7)	0.37		Sp1	99.83	(24)
			Int2:	38.06	(14)	12-13:	18.07	(1)	0.40		Sp2	99.90	(20)
			Int3:	56.13	(5)	13-14:	12.43	(8)	0.28				
			Int4:	1:08.56	(3)	14-Fin:	18.28	(2)	0.07				
			Fin:	1:26.84	(2)				0.01	0.25	Avg:	89.96	
7	BRIGNONE Federica Rossignol	ITA	Int1:	13.62	(19)	11-12:	24.64	(22)	0.30		Sp1	99.12	(29)
			Int2:	38.26	(21)	12-13:	18.09	(3)	0.60		Sp2	98.30	(34)
			Int3:	56.35	(12)	13-14:	12.42	(6)	0.50				
			Int4:	1:08.77	(7)	14-Fin:	18.35	(5)	0.28				
			Fin:	1:27.12	(5)				0.29	7.22	Avg:	89.67	
8	GUT-BEHRAMI Lara Head	SUI	Int1:	13.59	(15)	11-12:	24.30	(4)	0.27		Sp1	100.80	(13)
			Int2:	37.89	(7)	12-13:	18.23	(10)	0.23		Sp2	99.90	(20)
			Int3:	56.12	(4)	13-14:	12.37	(5)	0.27				
			Int4:	1:08.49	(1)	14-Fin:	18.46	(9)	0.00				
			Fin:	1:26.95	(3)				0.12	2.99	Avg:	89.84	



Kvitfjell (NOR)



6th Women's Super-G


FRI 3 MAR 2023

PERFORMANCE ANALYSIS BY BIB

Start Time 10:30

Number of Competitors: 50 Number of NSAs: 14

Bib	Name Ski	NSA Code	Positions			Partials		Difference		Speed				
			Pos	Time	Rank	Pos	Time	Rank	Time	Dist.(m)	Pos.	(km/h)	Rank	
9	SHIFFRIN Mikaela Atomic	USA	Int1:	13.32	(1)	11-12:	24.53	(16)	0.00		Sp1	101.32	(7)	
			Int2:	37.85	(5)	12-13:	18.18	(5)	0.19		Sp2	102.00	(8)	
			Int3:	56.03	(3)	13-14:	12.59	(17)	0.18					
			Int4:	1:08.62	(4)	14-Fin:	18.37	(6)	0.13					
			Fin:	1:26.99	(4)				0.16	3.99	Avg:	89.80		
10	SUTER Corinne Head	SUI	Int1:	13.47	(4)	11-12:	24.44	(12)	0.15		Sp1	101.07	(10)	
			Int2:	37.91	(8)	12-13:	18.23	(10)	0.25		Sp2	102.50	(2)	
			Int3:	56.14	(6)	13-14:	12.93	(29)	0.29					
			Int4:	1:09.07	(13)	14-Fin:	18.56	(13)	0.58					
			Fin:	1:27.63	(9)				0.80	19.81	Avg:	89.15		
11	GISIN Michelle Salomon	SUI	Int1:	13.62	(19)	11-12:	24.63	(21)	0.30		Sp1	100.47	(16)	
			Int2:	38.25	(20)	12-13:	18.46	(19)	0.59		Sp2	98.60	(30)	
			Int3:	56.71	(18)	13-14:	12.51	(12)	0.86					
			Int4:	1:09.22	(18)	14-Fin:	18.72	(28)	0.73					
			Fin:	1:27.94	(18)				1.11	27.39	Avg:	88.83		
12	PUCHNER Mirjam Atomic	AUT	Int1:	13.62	(19)	11-12:	24.08	(1)	0.30		Sp1	101.52	(6)	
			Int2:	37.70	(3)	12-13:	18.45	(18)	0.04		Sp2	101.10	(11)	
			Int3:	56.15	(7)	13-14:	12.88	(27)	0.30					
			Int4:	1:09.03	(11)	14-Fin:	18.42	(7)	0.54					
			Fin:	1:27.45	(8)				0.62	15.38	Avg:	89.33		
13	MOWINCKEL Ragnhild Head	NOR	Int1:	13.59	(15)	11-12:	24.85	(30)	0.27		Sp1	99.05	(34)	
			Int2:	38.44	(27)	12-13:	18.67	(21)	0.78		Sp2	98.50	(32)	
			Int3:	57.11	(24)	13-14:	12.35	(2)	1.26					
			Int4:	1:09.46	(21)	14-Fin:	18.30	(4)	0.97					
			Fin:	1:27.76	(14)				0.93	23.00	Avg:	89.02		
14	HUETTER Cornelia Head	AUT	Int1:	13.61	(18)	11-12:	24.43	(11)	0.29		Sp1	101.12	(9)	
			Int2:	38.04	(12)	12-13:	18.32	(14)	0.38		Sp2	102.20	(4)	
			Int3:	56.36	(13)	13-14:	12.35	(2)	0.51					
			Int4:	1:08.71	(6)	14-Fin:	18.12	(1)	0.22					
			Fin:	1:26.83	(1)				0.00	0.00	Avg:	89.97		
15	GOGGIA Sofia Atomic	ITA	Int1:	13.71	(35)	11-12:	24.21	(3)	0.39		Sp1	100.54	(15)	
			Int2:	37.92	(9)	12-13:	18.31	(12)	0.26		Sp2	100.80	(12)	
			Int3:	56.23	(10)	13-14:	12.32	(1)	0.38					
			Int4:	1:08.55	(2)	14-Fin:			0.06					
			Fin:	DNF										
16	TIPLER Tamara Salomon	AUT	Int1:	13.57	(13)	11-12:	24.78	(25)	0.25		Sp1	99.95	(22)	
			Int2:	38.35	(25)	12-13:	18.37	(15)	0.69		Sp2	98.10	(36)	
			Int3:	56.72	(19)	13-14:	12.76	(25)	0.87					
			Int4:	1:09.48	(22)	14-Fin:			0.99					
			Fin:	DNF										
17	GAUCHE Laura Head	FRA	Int1:	13.85	(44)	11-12:	25.09	(42)	0.53		Sp1	97.49	(46)	
			Int2:	38.94	(42)	12-13:	18.22	(8)	1.28		Sp2	102.10	(5)	
			Int3:	57.16	(26)	13-14:	12.70	(20)	1.31					
			Int4:	1:09.86	(25)	14-Fin:	18.65	(19)	1.37					
			Fin:	1:28.51	(21)				1.68	41.19	Avg:	88.26		
18	HAEHLEN Joana Atomic	SUI	Int1:	13.74	(38)	11-12:	24.60	(20)	0.42		Sp1	98.11	(41)	
			Int2:	38.34	(24)	12-13:	18.86	(29)	0.68		Sp2	100.50	(15)	
			Int3:	57.20	(27)	13-14:	12.72	(21)	1.35					
			Int4:	1:09.92	(26)	14-Fin:	18.45	(8)	1.43					
			Fin:	1:28.37	(20)				1.54	37.82	Avg:	88.40		



Kvitfjell (NOR)



6th Women's Super-G


FRI 3 MAR 2023

PERFORMANCE ANALYSIS BY BIB

Start Time 10:30

Number of Competitors: 50 Number of NSAs: 14

Bib	Name Ski	NSA Code	Positions			Partials		Difference		Speed			
			Pos	Time	Rank	Pos	Time	Rank	Time	Dist.(m)	Pos.	(km/h)	Rank
19	LIE Kajsa Vickhoff Head	NOR	Int1:	13.49	(6)	11-12:	24.38	(8)	0.17		Sp1	102.09	(4)
			Int2:	37.87	(6)	12-13:	18.81	(26)	0.21		Sp2	101.20	(10)
			Int3:	56.68	(17)	13-14:	12.53	(13)	0.83				
			Int4:	1:09.21	(17)	14-Fin:	18.75	(29)	0.72				
			Fin:	1:27.96	(19)				1.13	27.88	Avg:	88.81	
20	ROBINSON Alice Salomon	NZL	Int1:	13.65	(26)	11-12:	24.90	(32)	0.33		Sp1	99.30	(28)
			Int2:	38.55	(28)	12-13:	18.73	(22)	0.89		Sp2	98.60	(30)
			Int3:	57.28	(29)	13-14:	12.36	(4)	1.43				
			Int4:	1:09.64	(23)	14-Fin:	18.87	(33)	1.15				
			Fin:	1:28.51	(21)				1.68	41.19	Avg:	88.26	
21	STUHEC Ilka Kaestle	SLO	Int1:	13.64	(23)	11-12:	24.97	(37)	0.32		Sp1	102.11	(3)
			Int2:	38.61	(32)	12-13:	19.07	(39)	0.95		Sp2	97.60	(39)
			Int3:	57.68	(36)	13-14:	13.45	(45)	1.83				
			Int4:	1:11.13	(44)	14-Fin:	18.63	(16)	2.64				
			Fin:	1:29.76	(35)				2.93	70.83	Avg:	87.03	
22	HOLDENER Wendy Head	SUI	Int1:	13.47	(4)	11-12:	24.57	(18)	0.15		Sp1	99.51	(27)
			Int2:	38.04	(12)	12-13:	18.88	(30)	0.38		Sp2	98.90	(28)
			Int3:	56.92	(21)	13-14:	12.42	(6)	1.07				
			Int4:	1:09.34	(19)	14-Fin:	18.57	(14)	0.85				
			Fin:	1:27.91	(17)				1.08	26.66	Avg:	88.86	
23	RAEDLER Ariane Head	AUT	Int1:			11-12:							
			Int2:			12-13:							
			Int3:			13-14:							
			Int4:			14-Fin:							
			Fin:	DNS									
24	MELESI Roberta Dynastar	ITA	Int1:	13.81	(40)	11-12:	24.86	(31)	0.49		Sp1	98.19	(40)
			Int2:	38.67	(36)	12-13:	18.92	(31)	1.01		Sp2	103.20	(1)
			Int3:	57.59	(33)	13-14:	12.54	(14)	1.74				
			Int4:	1:10.13	(28)	14-Fin:	18.66	(20)	1.64				
			Fin:	1:28.79	(25)				1.96	47.90	Avg:	87.98	
25	JOHNSON Breezy Atomic	USA	Int1:	13.64	(23)	11-12:	24.56	(17)	0.32		Sp1	99.98	(21)
			Int2:	38.20	(19)	12-13:	18.81	(26)	0.54		Sp2	99.80	(22)
			Int3:	57.01	(22)	13-14:	13.38	(44)	1.16				
			Int4:	1:10.39	(31)	14-Fin:	18.70	(23)	1.90				
			Fin:	1:29.09	(28)				2.26	55.05	Avg:	87.69	
26	FEST Nadine Salomon	AUT	Int1:	13.58	(14)	11-12:	24.78	(25)	0.26		Sp1	99.08	(30)
			Int2:	38.36	(26)	12-13:	19.30	(45)	0.70		Sp2	98.30	(34)
			Int3:	57.66	(35)	13-14:	12.96	(30)	1.81				
			Int4:	1:10.62	(35)	14-Fin:	18.68	(21)	2.13				
			Fin:	1:29.30	(30)				2.47	60.02	Avg:	87.48	
27	ORTLIEB Nina Head	AUT	Int1:	13.70	(32)	11-12:	24.92	(33)	0.38		Sp1	100.32	(17)
			Int2:	38.62	(33)	12-13:	18.74	(23)	0.96		Sp2	100.20	(18)
			Int3:	57.36	(30)	13-14:	13.17	(39)	1.51				
			Int4:	1:10.53	(32)	14-Fin:	18.69	(22)	2.04				
			Fin:	1:29.22	(29)				2.39	58.13	Avg:	87.56	
28	PIROVANO Laura Head	ITA	Int1:	13.52	(7)	11-12:	24.80	(27)	0.20		Sp1	101.04	(11)
			Int2:	38.32	(23)	12-13:	18.42	(17)	0.66		Sp2	99.80	(22)
			Int3:	56.74	(20)	13-14:	12.43	(8)	0.89				
			Int4:	1:09.17	(15)	14-Fin:	18.63	(16)	0.68				
			Fin:	1:27.80	(15)				0.97	23.97	Avg:	88.97	



Kvitfjell (NOR)



6th Women's Super-G


FRI 3 MAR 2023

PERFORMANCE ANALYSIS BY BIB

Start Time 10:30

Number of Competitors: 50 Number of NSAs: 14

Bib	Name Ski	NSA Code	Positions			Partials		Difference		Speed			
			Pos	Time	Rank	Pos	Time	Rank	Time	Dist.(m)	Pos.	(km/h)	Rank
29	VENIER Stephanie Head	AUT	Int1:	13.67	(28)	11-12:	24.39	(9)	0.35		Sp1	100.09	(19)
			Int2:	38.06	(14)	12-13:	18.41	(16)	0.40		Sp2	100.10	(19)
			Int3:	56.47	(15)	13-14:	12.68	(19)	0.62				
			Int4:	1:09.15	(14)	14-Fin:	18.48	(11)	0.66				
			Fin:	1:27.63	(9)				0.80	19.81	Avg:	89.15	
30	NUFER Priska Dynastar	SUI	Int1:	13.71	(35)	11-12:	25.01	(38)	0.39		Sp1	98.29	(37)
			Int2:	38.72	(37)	12-13:	18.77	(24)	1.06		Sp2	102.10	(5)
			Int3:	57.49	(32)	13-14:	12.55	(15)	1.64				
			Int4:	1:10.04	(27)	14-Fin:	18.61	(15)	1.55				
			Fin:	1:28.65	(23)				1.82	44.55	Avg:	88.12	
31	GRITSCH Franziska Head	AUT	Int1:	13.37	(3)	11-12:	24.33	(5)	0.05		Sp1	103.61	(2)
			Int2:	37.70	(3)	12-13:	18.79	(25)	0.04		Sp2	100.60	(13)
			Int3:	56.49	(16)	13-14:	12.56	(16)	0.64				
			Int4:	1:09.05	(12)	14-Fin:	18.28	(2)	0.56				
			Fin:	1:27.33	(7)				0.50	12.42	Avg:	89.45	
32	AGER Christina Atomic	AUT	Int1:	13.63	(22)	11-12:	24.47	(14)	0.31		Sp1	99.76	(25)
			Int2:	38.10	(17)	12-13:	19.03	(37)	0.44		Sp2	94.70	(46)
			Int3:	57.13	(25)	13-14:	13.01	(32)	1.28				
			Int4:	1:10.14	(29)	14-Fin:	18.70	(23)	1.65				
			Fin:	1:28.84	(26)				2.01	49.10	Avg:	87.93	
33	GRENIER Valerie Rossignol	CAN	Int1:	13.59	(15)	11-12:	24.49	(15)	0.27		Sp1	101.01	(12)
			Int2:	38.08	(16)	12-13:	18.93	(33)	0.42		Sp2	98.00	(38)
			Int3:	57.01	(22)	13-14:	12.72	(21)	1.16				
			Int4:	1:09.73	(24)	14-Fin:	18.93	(35)	1.24				
			Fin:	1:28.66	(24)				1.83	44.79	Avg:	88.11	
34	AICHER Emma Head	GER	Int1:	13.70	(32)	11-12:	24.92	(33)	0.38		Sp1	99.07	(33)
			Int2:	38.62	(33)	12-13:	18.59	(20)	0.96		Sp2	99.30	(25)
			Int3:	57.21	(28)	13-14:	13.12	(37)	1.36				
			Int4:	1:10.33	(30)	14-Fin:	18.70	(23)	1.84				
			Fin:	1:29.03	(27)				2.20	53.62	Avg:	87.75	
35	REISINGER Elisabeth Head	AUT	Int1:	13.69	(29)	11-12:	25.03	(39)	0.37		Sp1	98.87	(35)
			Int2:	38.72	(37)	12-13:	19.10	(40)	1.06		Sp2	92.60	(47)
			Int3:	57.82	(38)	13-14:	12.75	(24)	1.97				
			Int4:	1:10.57	(34)	14-Fin:	19.31	(40)	2.08				
			Fin:	1:29.88	(38)				3.05	73.64	Avg:	86.92	
36	DELAGO Nicol Atomic	ITA	Int1:	13.76	(39)	11-12:	24.80	(27)	0.44		Sp1	100.62	(14)
			Int2:	38.56	(29)	12-13:	19.13	(41)	0.90		Sp2	96.90	(42)
			Int3:	57.69	(37)	13-14:	13.11	(36)	1.84				
			Int4:	1:10.80	(37)	14-Fin:	18.86	(32)	2.31				
			Fin:	1:29.66	(33)				2.83	68.49	Avg:	87.13	
37	HIRTL-STANGGASSINGER Katrin Head	GER	Int1:	13.92	(46)	11-12:	25.07	(41)	0.60		Sp1	97.60	(44)
			Int2:	38.99	(43)	12-13:	19.28	(44)	1.33		Sp2	96.30	(43)
			Int3:	58.27	(45)	13-14:	13.07	(34)	2.42				
			Int4:	1:11.34	(45)	14-Fin:	18.96	(36)	2.85				
			Fin:	1:30.30	(39)				3.47	83.39	Avg:	86.51	
38	DELAGO Nadia Atomic	ITA	Int1:	14.09	(49)	11-12:	24.68	(24)	0.77		Sp1	98.26	(38)
			Int2:	38.77	(40)	12-13:	19.14	(42)	1.11		Sp2	96.30	(43)
			Int3:	57.91	(40)	13-14:	13.03	(33)	2.06				
			Int4:	1:10.94	(41)	14-Fin:	18.79	(30)	2.45				
			Fin:	1:29.73	(34)				2.90	70.13	Avg:	87.06	



Kvitfjell (NOR)



6th Women's Super-G


FRI 3 MAR 2023

PERFORMANCE ANALYSIS BY BIB

Start Time 10:30

Number of Competitors: 50 Number of NSAs: 14

Bib	Name Ski	NSA Code	Positions			Partials		Difference		Speed				
			Pos	Time	Rank	Pos	Time	Rank	Time	Dist.(m)	Pos.	(km/h)	Rank	
39	SMADJA CLEMENT Karen Head	FRA	Int1:	13.83	(41)	11-12:	25.46	(49)	0.51		Sp1	97.77	(43)	
			Int2:	39.29	(49)	12-13:			1.63					
			Int3:			13-14:								
			Int4:			14-Fin:								
			Fin:	DNF										
40	JENAL Stephanie Atomic	SUI	Int1:	13.72	(37)	11-12:	25.20	(46)	0.40		Sp1	98.47	(36)	
			Int2:	38.92	(41)	12-13:	18.93	(33)	1.26		Sp2	99.40	(24)	
			Int3:	57.85	(39)	13-14:	13.10	(35)	2.00					
			Int4:	1:10.95	(42)	14-Fin:	18.64	(18)	2.46					
			Fin:	1:29.59	(31)				2.76	66.85		Avg:	87.20	
41	SUTER Juliana Atomic	SUI	Int1:	13.91	(45)	11-12:	24.83	(29)	0.59		Sp1	97.49	(46)	
			Int2:	38.74	(39)	12-13:	19.25	(43)	1.08		Sp2	102.10	(5)	
			Int3:	57.99	(42)	13-14:	12.88	(27)	2.14					
			Int4:	1:10.87	(39)	14-Fin:	18.99	(37)	2.38					
			Fin:	1:29.86	(37)				3.03	73.17		Avg:	86.94	
42	CERUTTI Camille Atomic	FRA	Int1:	13.70	(32)	11-12:	25.39	(47)	0.38		Sp1	97.50	(45)	
			Int2:	39.09	(46)	12-13:	18.97	(35)	1.43		Sp2	100.60	(13)	
			Int3:	58.06	(43)	13-14:	12.48	(11)	2.21					
			Int4:	1:10.54	(33)	14-Fin:			2.05					
			Fin:	DNF										
43	WRIGHT Isabella Atomic	USA	Int1:	13.55	(10)	11-12:	24.42	(10)	0.23		Sp1	100.02	(20)	
			Int2:	37.97	(10)	12-13:	18.21	(7)	0.31		Sp2	102.30	(3)	
			Int3:	56.18	(8)	13-14:	13.20	(41)	0.33					
			Int4:	1:09.38	(20)	14-Fin:			0.89					
			Fin:	DNF										
44	CASHMAN Keely Rossignol	USA	Int1:	13.69	(29)	11-12:	24.93	(35)	0.37		Sp1	100.26	(18)	
			Int2:	38.62	(33)	12-13:			0.96					
			Int3:			13-14:								
			Int4:			14-Fin:								
			Fin:	DNF										
45	GASIENICA-DANIEL Maryna Atomic	POL	Int1:	14.00	(48)	11-12:	25.09	(42)	0.68		Sp1	98.26	(38)	
			Int2:	39.09	(46)	12-13:	18.99	(36)	1.43		Sp2	98.50	(32)	
			Int3:	58.08	(44)	13-14:	12.63	(18)	2.23					
			Int4:	1:10.71	(36)	14-Fin:	19.06	(38)	2.22					
			Fin:	1:29.77	(36)				2.94	71.07		Avg:	87.02	
46	MUZAFERIJA Elvedina Atomic	BIH	Int1:	13.84	(42)	11-12:	25.39	(47)	0.52		Sp1	97.08	(48)	
			Int2:	39.23	(48)	12-13:	20.15	(47)	1.57		Sp2	98.90	(28)	
			Int3:	59.38	(47)	13-14:	13.35	(43)	3.53					
			Int4:	1:12.73	(47)	14-Fin:	19.94	(42)	4.24					
			Fin:	1:32.67	(42)				5.84	136.75		Avg:	84.30	
47	MANGAN Tricia Head	USA	Int1:	13.84	(42)	11-12:	25.16	(45)	0.52		Sp1	96.76	(49)	
			Int2:	39.00	(44)	12-13:	18.92	(31)	1.34		Sp2	99.10	(26)	
			Int3:	57.92	(41)	13-14:	13.16	(38)	2.07					
			Int4:	1:11.08	(43)	14-Fin:	19.64	(41)	2.59					
			Fin:	1:30.72	(40)				3.89	93.05		Avg:	86.11	
48	FLECKENSTEIN Stefanie Rossignol	CAN	Int1:	13.65	(26)	11-12:	24.95	(36)	0.33		Sp1	99.08	(30)	
			Int2:	38.60	(31)	12-13:	19.04	(38)	0.94		Sp2	100.30	(17)	
			Int3:	57.64	(34)	13-14:	13.21	(42)	1.79					
			Int4:	1:10.85	(38)	14-Fin:	18.79	(30)	2.36					
			Fin:	1:29.64	(32)				2.81	68.02		Avg:	87.15	



Kvitfjell (NOR)

6th Women's Super-G

FIS WORLD CUP STANDINGS

4 DEC 2022 Lake Louise (CAN)

18 DEC 2022 St. Moritz (SUI)

14 JAN 2023 St. Anton (AUT)

15 JAN 2023 St. Anton (AUT)

22 JAN 2023 Cortina d' Ampezzo (ITA)

3 MAR 2023 Kvitfjell (NOR)

Number of Competitors: 45, Number of NSAs: 11

Rank	FIS Code	Name	NSA Code	1	2	3	4	5	6	WC Points	Diff.
1	297910	CURTONI Elena	ITA	40	80	20	50	40	80	310	
2	516138	GUT-BEHRAMI Lara	SUI	-	32	60	100	50	60	302	8
3	425929	MOWINCKEL Ragnhild	NOR	60	40	40	32	100	18	290	20
4	56128	HUETTER Cornelia	AUT	80	-	29	-	80	100	289	21
5	297601	BRIGNONE Federica	ITA	5	24	100	80	24	45	278	32
6	56125	PUCHNER Mirjam	AUT	50	36	24	15	32	32	189	121
7	516319	SUTER Corinne	SUI	100	16	16	26	-	29	187	123
8	6535237	SHIFFRIN Mikaela	USA	-	100	-	-	36	50	186	124
9	299276	BASSINO Marta	ITA	16	-	32	60	60	-	168	142
10	197497	MIRADOLI Romane	FRA	20	60	-	36	45	-	161	149
11	516284	GISIN Michelle	SUI	24	50	-	40	26	13	153	157
12	196928	WORLEY Tessa	FRA	14	13	50	22	11	40	150	160
13	56087	SIEBENHOFER Ramona	AUT	36	26	9	45	18	15	149	161
14	516185	HAEHLLEN Joana	SUI	11	20	80	-	22	11	144	166
15	206668	WEIDLE Kira	GER	22	-	36	13	29	22	122	188
16	55970	SCHMIDHOFER Nicole	AUT	18	29	10	29	14	20	120	190
17	516248	FLURY Jasmine	SUI	26	12	11	24	-	24	97	213
18	298323	GOGGIA Sofia	ITA	45	45	-	-	-	-	90	220
19	56177	VENIER Stephanie	AUT	15	6	12	11	10	29	83	227
20	197641	GAUCHE Laura	FRA	-	22	26	-	15	10	73	237
21	415232	ROBINSON Alice	NZL	13	18	22	-	9	10	72	238
22	299624	PIROVANO Laura	ITA	29	3	15	8	-	16	71	239
23	56088	TIPPLER Tamara	AUT	9	7	45	-	7	-	68	242
24	426257	LIE Kajsa Vickhoff	NOR	13	10	-	16	13	12	64	246
25	105269	GAGNON Marie-Michele	CAN	32	-	5	20	-	-	57	253
26	516219	NUFER Priska	SUI	1	11	-	18	6	8	44	266
27	516280	HOLDENER Wendy	SUI	-	10	-	-	18	14	42	268
28	56392	GRITSCH Franziska	AUT	-	-	-	-	-	36	36	274
28	565360	STUHEC Ilka	SLO	2	14	-	-	20	-	36	274
28	299383	MELESI Roberta	ITA	-	1	15	10	4	6	36	274
31	298694	PICHLER Karoline	ITA	-	-	13	9	12	-	34	276
32	107613	GRENIER Valerie	CAN	-	-	8	7	8	7	30	280
33	516519	SUTER Juliana	SUI	4	2	18	-	-	-	24	286
34	56174	HAASER Ricarda	AUT	-	-	7	14	1	-	22	288
34	6535791	WRIGHT Isabella	USA	7	-	3	12	-	-	22	288
36	56256	RAEDLER Ariane	AUT	6	15	-	-	-	-	21	289
37	198029	SMADJA CLEMENT Karen	FRA	-	8	6	4	-	-	18	292
38	6535455	JOHNSON Breezy	USA	8	-	2	-	2	3	15	295
38	56258	AGER Christina	AUT	-	4	-	6	-	5	15	295
40	507168	AICHER Emma	GER	10	-	-	-	-	4	14	296
40	56417	FEST Nadine	AUT	4	5	4	-	-	1	14	296
42	56328	ORTLIEB Nina	AUT	-	-	-	5	-	2	7	303
43	516517	JENAL Stephanie	SUI	-	-	1	-	5	-	6	304
44	299466	DELAGO Nicol	ITA	-	-	-	-	4	-	4	306
45	715171	MUZAFERIJA Elvedina	BIH	-	-	-	3	-	-	3	307

Legend:	-	No points	Diff.	Difference	WC	World Cup
----------------	---	-----------	-------	------------	----	-----------

Kvitfjell (NOR)

6th Women's Super-G

OVERALL FIS WORLD CUP STANDINGS

Number of Competitors: 121, Number of NSAs: 20

Rank	FIS Code	Name	NSA Code	WC Points	Diff.	DH 7 races	SL 9 races	GS 8 races	SG 6 races	AC 0 races	PAR 0 races
1	6535237	SHIFFRIN Mikaela	USA	1747		176 (11)	785 (1)	600 (1)	186 (8)	-	-
2	516138	GUT-BEHRAMI Lara	SUI	986	761	202 (7)	-	482 (2)	302 (2)	-	-
3	705423	VLHOVA Petra	SVK	975	772	9 (40)	530 (2)	436 (4)	-	-	-
4	297601	BRIGNONE Federica	ITA	813	934	132 (16)	7 (48)	396 (5)	278 (5)	-	-
5	425929	MOWINCKEL Ragnhild	NOR	743	1004	189 (9)	-	264 (7)	290 (3)	-	-
6	298323	GOGGIA Sofia	ITA	670	1077	580 (1)	-	-	90 (18)	-	-
7	516280	HOLDENER Wendy	SUI	661	1086	-	530 (2)	89 (21)	42 (27)	-	-
8	299276	BASSINO Marta	ITA	653	1094	34 (31)	-	451 (3)	168 (9)	-	-
9	297910	CURTONI Elena	ITA	598	1149	288 (3)	-	-	310 (1)	-	-
10	506399	HECTOR Sara	SWE	506	1241	-	173 (12)	333 (6)	-	-	-
11	56128	HUETTER Cornelia	AUT	454	1293	165 (12)	-	-	289 (4)	-	-
12	516284	GISIN Michelle	SUI	451	1296	138 (15)	108 (19)	52 (29)	153 (11)	-	-
13	565360	STUHEC Ilka	SLO	437	1310	401 (2)	-	-	36 (28)	-	-
14	206355	DUERR Lena	GER	435	1312	-	435 (4)	-	-	-	-
15	539909	MOLTZAN Paula	USA	424	1323	-	247 (6)	177 (10)	-	-	-
16	516319	SUTER Corinne	SUI	419	1328	229 (4)	-	3 (47)	187 (7)	-	-
17	506146	SWENN LARSSON Anna	SWE	410	1337	-	410 (5)	-	-	-	-
18	196928	WORLEY Tessa	FRA	409	1338	-	-	259 (8)	150 (12)	-	-
19	56125	PUCHNER Mirjam	AUT	393	1354	204 (6)	-	-	189 (6)	-	-
20	565401	BUCIK Ana	SLO	362	1385	-	230 (8)	132 (13)	-	-	-
21	206668	WEIDLE Kira	GER	343	1404	221 (5)	-	-	122 (15)	-	-
22	516185	HAEHLLEN Joana	SUI	324	1423	180 (10)	-	-	144 (14)	-	-
23	56392	GRITSCH Franziska	AUT	306	1441	-	172 (13)	98 (17)	36 (28)	-	-
24	107613	GRENIER Valerie	CAN	284	1463	-	-	254 (9)	30 (32)	-	-
25	56087	SIEBENHOFER Ramona	AUT	271	1476	66 (27)	-	56 (24)	149 (13)	-	-
26	426193	STJERNESUND Th.	NOR	259	1488	-	135 (14)	124 (14)	-	-	-
27	516248	FLURY Jasmine	SUI	250	1497	153 (13)	-	-	97 (17)	-	-
28	197497	MIRADOLI Romane	FRA	246	1501	82 (26)	-	3 (47)	161 (10)	-	-
29	385096	POPOVIC Leona	CRO	237	1510	-	237 (7)	-	-	-	-
30	415232	ROBINSON Alice	NZL	232	1515	25 (35)	-	135 (12)	72 (21)	-	-
31	507109	ARONSSON ELFMAN Hanna	SWE	224	1523	-	224 (9)	-	-	-	-
32	56388	LIENSBERGER Katharina	AUT	222	1525	-	128 (15)	94 (18)	-	-	-
33	56315	TRUPPE Katharina	AUT	212	1535	-	182 (11)	30 (34)	-	-	-
34	385116	LJUTIC Zrinka	CRO	208	1539	-	190 (10)	18 (40)	-	-	-
35	56328	ORTLIEB Nina	AUT	207	1540	200 (8)	-	-	7 (42)	-	-
36	197641	GAUCHE Laura	FRA	194	1553	121 (17)	-	-	73 (20)	-	-
37	299624	PIROVANO Laura	ITA	191	1556	120 (18)	-	-	71 (22)	-	-
38	56177	VENIER Stephanie	AUT	181	1566	98 (21)	-	-	83 (19)	-	-
39	426100	HOLTMANN Mina Fuerst	NOR	180	1567	-	89 (23)	91 (20)	-	-	-
40	426257	LIE Kajsa Vickhoff	NOR	178	1569	114 (19)	-	-	64 (24)	-	-
41	426043	TVIBERG Maria Therese	NOR	171	1576	-	103 (20)	68 (22)	-	-	-
42	6535455	JOHNSON Breezy	USA	165	1582	150 (14)	-	-	15 (38)	-	-
43	56088	TIPPLER Tamara	AUT	157	1590	89 (23)	-	-	68 (23)	-	-
43	516219	NUFER Priska	SUI	157	1590	113 (20)	-	-	44 (26)	-	-
45	56174	HAASER Ricarda	AUT	140	1607	-	-	118 (15)	22 (34)	-	-
45	507168	AICHER Emma	GER	140	1607	40 (30)	86 (24)	-	14 (40)	-	-
47	435334	GASIENICA-DANI.	POL	138	1609	-	-	138 (11)	-	-	-
47	516562	RAST Camille	SUI	138	1609	-	90 (22)	48 (31)	-	-	-
49	55970	SCHMIDHOFER Nicole	AUT	135	1612	15 (37)	-	-	120 (16)	-	-
50	107798	NULLMEYER Ali	CAN	125	1622	-	125 (16)	-	-	-	-
51	6535791	WRIGHT Isabella	USA	118	1629	96 (22)	-	-	22 (34)	-	-
52	155728	DUBOVSKA Martina	CZE	117	1630	-	117 (17)	-	-	-	-
53	107427	ST-GERMAIN Laurence	CAN	113	1634	-	113 (18)	-	-	-	-
54	197124	FRASSE SOMBET Coralie	FRA	101	1646	-	-	101 (16)	-	-	-
55	56258	AGER Christina	AUT	98	1649	83 (25)	-	-	15 (38)	-	-
56	107747	SMART Amelia	CAN	93	1654	-	93 (21)	-	-	-	-
56	516283	ELLENBERGER Andrea	SUI	93	1654	-	-	93 (19)	-	-	-
58	299466	DELAGO Nicol	ITA	88	1659	84 (24)	-	-	4 (44)	-	-
59	565491	DVORNIK Neja	SLO	86	1661	-	64 (29)	22 (37)	-	-	-
60	355061	HILZINGER Jessica	GER	82	1665	-	82 (25)	-	-	-	-
61	196806	NOENS Nastasia	FRA	80	1667	-	80 (26)	-	-	-	-
62	516426	STOFFEL Elena	SUI	79	1668	-	79 (27)	-	-	-	-
63	105269	GAGNON Marie-Michele	CAN	77	1670	20 (36)	-	-	57 (25)	-	-
64	56253	HUBER Katharina	AUT	74	1673	-	66 (28)	8 (42)	-	-	-

Kvitfjell (NOR)

6th Women's Super-G

OVERALL FIS WORLD CUP STANDINGS

Number of Competitors: 121, Number of NSAs: 20

Rank	FIS Code	Name	NSA Code	WC Points	Diff.	DH 7 races	SL 9 races	GS 8 races	SG 6 races	AC 0 races	PAR 0 races
65	56416	SCHEIB Julia	AUT	66	1681	-	-	66 (23)	-	-	-
66	56256	RAEDLER Ariane	AUT	65	1682	44 (28)	-	-	21 (36)	-	-
67	516504	DANIOTH Aline	SUI	64	1683	-	64 (29)	-	-	-	-
67	206497	FILSER Andrea	GER	64	1683	-	64 (29)	-	-	-	-
69	299383	MELESI Roberta	ITA	63	1684	-	-	27 (35)	36 (28)	-	-
70	805009	COLTURI Lara	ALB	59	1688	-	6 (50)	53 (27)	-	-	-
71	56199	KAPPAURER Elisabeth	AUT	55	1692	-	-	55 (25)	-	-	-
71	56217	BRUNNER Stephanie	AUT	55	1692	-	-	55 (25)	-	-	-
73	6535773	O BRIEN Nina	USA	53	1694	-	-	53 (27)	-	-	-
74	197616	ALPHAND Estelle	SWE	51	1696	-	-	51 (30)	-	-	-
74	516519	SUTER Juliana	SUI	51	1696	27 (34)	-	-	24 (33)	-	-
76	6295165	ROSSETTI Marta	ITA	49	1698	-	49 (32)	-	-	-	-
77	299363	ZENERE Asja	ITA	46	1701	-	-	46 (32)	-	-	-
78	516530	GOOD Nicole	SUI	45	1702	-	45 (33)	-	-	-	-
79	299983	GULLI Anita	ITA	42	1705	-	42 (34)	-	-	-	-
79	298694	PICHLER Karoline	ITA	42	1705	8 (41)	-	-	34 (31)	-	-
79	516268	WILD Simone	SUI	42	1705	-	-	42 (33)	-	-	-
82	516705	DURRER Delia	SUI	41	1706	41 (29)	-	-	-	-	-
83	516528	MEILLARD Melanie	SUI	34	1713	-	34 (35)	-	-	-	-
83	516517	JENAL Stephanie	SUI	34	1713	28 (33)	-	-	6 (43)	-	-
83	299630	DELAGO Nadia	ITA	34	1713	34 (31)	-	-	-	-	-
86	6295075	DELLA MEA Lara	ITA	24	1723	-	24 (36)	-	-	-	-
87	6295186	PLATINO Elisa	ITA	23	1724	-	-	23 (36)	-	-	-
88	56373	MOERZINGER Elisa	AUT	22	1725	-	-	22 (37)	-	-	-
88	198176	LAMURE Marie	FRA	22	1725	-	22 (37)	-	-	-	-
90	56333	MAIR Chiara	AUT	21	1726	-	21 (38)	-	-	-	-
90	56417	FEST Nadine	AUT	21	1726	7 (43)	-	-	14 (40)	-	-
92	507011	LOEVBLOM Hilma	SWE	20	1727	-	-	20 (39)	-	-	-
93	6536171	HENSIEN Katie	USA	19	1728	-	15 (40)	4 (46)	-	-	-
94	426187	LYSDAHL Kristin	NOR	18	1729	-	18 (39)	-	-	-	-
94	197651	DIREZ Clara	FRA	18	1729	-	-	18 (40)	-	-	-
94	198029	SMADJA CLEMENT Karen	FRA	18	1729	-	-	-	18 (37)	-	-
97	56344	SPORER Marie-Therese	AUT	15	1732	-	15 (40)	-	-	-	-
97	6535765	MANGAN Tricia	USA	15	1732	15 (37)	-	-	-	-	-
99	507046	BOSTROEM MUSSENER Moa	SWE	14	1733	-	14 (42)	-	-	-	-
99	6536895	SUNSHINE Ava	USA	14	1733	-	14 (42)	-	-	-	-
101	299822	TSCHURTSCHENTH.	ITA	12	1735	-	12 (44)	-	-	-	-
102	198177	BRECHE Clarisse	FRA	11	1736	-	11 (45)	-	-	-	-
103	25210	MORENO Cande	AND	10	1737	10 (39)	-	-	-	-	-
104	507325	OEHLUND Cornelia	SWE	9	1738	-	9 (46)	-	-	-	-
105	107697	FLECKENSTEIN Stefanie	CAN	8	1739	8 (41)	-	-	-	-	-
105	307493	ANDO Asa	JPN	8	1739	-	8 (47)	-	-	-	-
107	198215	POGNEAUX Chiara	FRA	7	1740	-	7 (48)	-	-	-	-
107	108461	RICHARDSON Britt	CAN	7	1740	-	-	7 (43)	-	-	-
109	507155	NYBERG Lisa	SWE	6	1741	-	-	6 (44)	-	-	-
109	715171	MUZAFERIJA Elvedina	BIH	6	1741	3 (47)	-	-	3 (45)	-	-
111	516611	SCHMITT Janine	SUI	5	1742	5 (44)	-	-	-	-	-
111	56517	ASTNER Nina	AUT	5	1742	-	-	5 (45)	-	-	-
113	206759	HIRT- STANGGAS.	GER	4	1743	4 (45)	-	-	-	-	-
113	6536213	CASHMAN Keely	USA	4	1743	4 (45)	-	-	-	-	-
113	56550	HOERHAGER Lisa	AUT	4	1743	-	4 (51)	-	-	-	-
113	6536851	ZIMMERMANN Zoe	USA	4	1743	-	4 (51)	-	-	-	-
117	225518	GUEST Charlie	GBR	3	1744	-	3 (53)	-	-	-	-
117	299939	LORENZI Lucrezia	ITA	3	1744	-	3 (53)	-	-	-	-
119	565373	ROBNIK Tina	SLO	2	1745	-	-	2 (49)	-	-	-
120	198037	ERRARD Anouck	FRA	1	1746	1 (48)	-	-	-	-	-
120	6536821	MACUGA Lauren	USA	1	1746	1 (48)	-	-	-	-	-

Legend:	-	No points	AC	Alpine Combined	DH	Downhill	Diff.	Difference
GS	-	Giant Slalom	PAR	Parallel	SG	Super-G	SL	Slalom
WC	-	World Cup						

Kvitfjell (NOR)

**6th Women's Super-G
FIS WCSL LIST**

4 DEC 2022 Lake Louise (CAN)
 18 DEC 2022 St. Moritz (SUI)
 14 JAN 2023 St. Anton (AUT)
 15 JAN 2023 St. Anton (AUT)
 22 JAN 2023 Cortina d' Ampezzo (ITA)
 8 FEB 2023 Courchevel Meribel (FRA)
 3 MAR 2023 Kvitfjell (NOR)

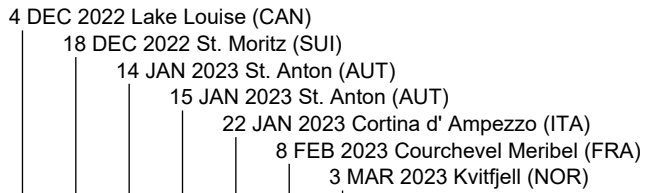
Number of Competitors: 62, Number of NSAs: 15

Rank	FIS Code	Name	NSA Code	1	2	3	4	5	6	7	Base	- X	+ Y =	WCSL-SG
1	297601	BRIGNONE Federica	ITA	5	24	100	80	24	32	45	542	379	310	473
2	516138	GUT-BEHRAMI Lara	SUI	-	32	60	100	50	40	60	386	270	342	458
3	425929	MOWINCKEL Ragnhild	NOR	60	40	40	32	100	45	18	393	275	335	453
4	297910	CURTONI Elena	ITA	40	80	20	50	40	16	80	416	291	326	451
5	56128	HUETTER Cornelia	AUT	80	-	29	-	80	60	100	210	147	349	412
6	6535237	SHIFFRIN Mikaela	USA	-	100	-	-	36	80	50	409	286	266	389
7	299276	BASSINO Marta	ITA	16	-	32	60	60	100	-	240	168	268	340
8	516319	SUTER Corinne	SUI	100	16	16	26	-	-	29	297	208	187	276
9	56125	PUCHNER Mirjam	AUT	50	36	24	15	32	-	32	286	200	189	275
10	516284	GISIN Michelle	SUI	24	50	-	40	26	26	13	256	179	179	256
11	197497	MIRADOLI Romane	FRA	20	60	-	36	45	-	-	299	209	161	251
12	196928	WORLEY Tessa	FRA	14	13	50	22	11	29	40	180	126	179	233
13	298323	GOGGIA Sofia	ITA	45	45	-	-	-	24	-	332	232	114	214
14	516185	HAEHLLEN Joana	SUI	11	20	80	-	22	20	11	159	111	164	212
15	56087	SIEBENHOFER Ramona	AUT	36	26	9	45	18	-	15	165	116	149	198
16	426257	LIE Kajsa Vickhoff	NOR	13	10	-	16	13	60	12	210	147	124	187
17	55970	SCHMIDHOFER Nicole	AUT	18	29	10	29	14	-	20	180	126	120	174
18	56088	TIPPLER Tamara	AUT	9	7	45	-	7	-	-	335	235	68	168
19	206668	WEIDLE Kira	GER	22	-	36	13	29	-	22	135	95	122	162
20	516248	FLURY Jasmine	SUI	26	12	11	24	-	-	24	195	137	97	155
21	415232	ROBINSON Alice	NZL	13	18	22	-	9	36	10	133	93	108	148
22	197641	GAUCHE Laura	FRA	-	22	26	-	15	18	10	152	106	91	137
23	56177	VENIER Stephanie	AUT	15	6	12	11	10	-	29	41	29	83	95
24	105269	GAGNON Marie-Michele	CAN	32	-	5	20	-	-	-	89	62	57	84
25	299624	PIROVANO Laura	ITA	29	3	15	8	-	-	16	13	9	71	75
26	56256	RAEDLER Ariane	AUT	6	15	-	-	-	-	-	163	114	21	70
27	516280	HOLDENER Wendy	SUI	-	10	-	-	18	-	14	76	53	42	65
28	565360	STUHEC Ilka	SLO	2	14	-	-	20	22	-	-	-	58	58
28	516219	NUFER Priska	SUI	1	11	-	18	6	-	8	47	33	44	58
30	298694	PICHLER Karoline	ITA	-	-	13	9	12	-	-	47	33	34	48
31	299383	MELESI Roberta	ITA	-	1	15	10	4	-	6	38	27	36	47
32	155763	LEDECKA Ester	CZE	-	-	-	-	-	-	-	149	104	-	45
33	56417	FEST Nadine	AUT	4	5	4	-	-	-	1	96	67	14	43
34	6535455	JOHNSON Breezy	USA	8	-	2	-	2	-	3	82	57	15	40
35	56392	GRITSCH Franziska	AUT	-	-	-	-	-	-	36	-	-	36	36
36	56174	HAASER Ricarda	AUT	-	-	7	14	1	-	-	38	27	22	33
37	107613	GRENIER Valerie	CAN	-	-	8	7	8	-	7	-	-	30	30
38	56328	ORTLIEB Nina	AUT	-	-	-	5	-	-	2	68	48	7	27
39	516519	SUTER Juliana	SUI	4	2	18	-	-	-	-	-	-	24	24
40	6535791	WRIGHT Isabella	USA	7	-	3	12	-	-	-	3	2	22	23
41	297702	MARSAGLIA Francesca	ITA	-	-	-	-	-	-	-	68	48	-	20
42	198029	SMADJA CLEMENT Karen	FRA	-	8	6	4	-	-	-	-	-	18	18
42	516394	SUTER Jasmina	SUI	-	-	-	-	-	-	-	60	42	-	18
44	299466	DELAGO Nicol	ITA	-	-	-	-	4	-	-	44	31	4	17
44	197383	GAUTHIER Tiffany	FRA	-	-	-	-	-	-	-	57	40	-	17
46	56258	AGER Christina	AUT	-	4	-	6	-	-	5	-	-	15	15
47	507168	AICHER Emma	GER	10	-	-	-	-	-	4	-	-	14	14
47	56198	SCHEYER Christine	AUT	-	-	-	-	-	-	-	47	33	-	14
49	485941	PLESHKOVA Julia	RUS	-	-	-	-	-	-	-	42	29	-	13
50	516517	JENAL Stephanie	SUI	-	-	1	-	5	-	-	21	15	6	12
50	56311	REISINGER Elisabeth	AUT	-	-	-	-	-	-	-	40	28	-	12
50	516521	KOLLY Noemie	SUI	-	-	-	-	-	-	-	39	27	-	12
53	705423	VLHOVA Petra	SVK	-	-	-	-	-	-	-	26	18	-	8

Kvitfjell (NOR)



6th Women's Super-G
FIS WCSL LIST



Number of Competitors: 62, Number of NSAs: 15

Rank	FIS Code	Name	NSA Code	1	2	3	4	5	6	7	Base	- X	+ Y =	WCSL-SG
54	715171	MUZAFERIJA Elvedina	BIH	-	-	-	3	-	-	-	13	9	3	7
54	435334	GASIENICA-DANI.	POL	-	-	-	-	-	-	-	23	16	-	7
54	197956	CERUTTI Camille	FRA	-	-	-	-	-	-	-	25	18	-	7
57	299630	DELAGO Nadia	ITA	-	-	-	-	-	-	-	18	13	-	5
57	565320	FERK SAIONI Marusa	SLO	-	-	-	-	-	-	-	16	11	-	5
59	6536213	CASHMAN Keely	USA	-	-	-	-	-	-	-	14	10	-	4
59	107583	REMME Roni	GER	-	-	-	-	-	-	-	13	9	-	4
61	56224	MAIER Sabrina	AUT	-	-	-	-	-	-	-	9	6	-	3
62	197860	ROUX Tifany	FRA	-	-	-	-	-	-	-	6	4	-	2

Number of competitors per NSA in the top 60

AUT:	14	BIH:	1	CAN:	2	CZE:	1	FRA:	6	GER:	3
ITA:	10	NOR:	2	NZL:	1	POL:	1	RUS:	1	SLO:	2
SUI:	11	SVK:	1	USA:	4						

Legend:

-	No points	Base	Last season FIS World Cup Start List points
WCSL-SG	FIS World Cup Start List points for Super-G		
X	(Base/number of planned races in the current season) *(number of completed races in the current season)		
Y	FIS World Cup points won in the current season		

Kvitfjell (NOR)

6th Women's Super-G

OVERALL FIS WCSL LIST

Number of Competitors: 158, Number of NSAs: 23

Rank	FIS Code	Name	NSA Code	WCSL	Diff.	DH 8 races	SL 10 races	GS 9 races	SG 7 races	AC 1 race	PAR 1 race
1	6535237	SHIFFRIN Mikaela	USA	2340		211 (15)	948 (1)	792 (1)	389 (6)	-	-
2	516138	GUT-BEHRAMI Lara	SUI	1337	1003	300 (11)	-	571 (2)	458 (2)	-	8 (22)
3	297601	BRIGNONE Federica	ITA	1334	1006	202 (17)	11 (49)	548 (5)	473 (1)	100 (1)	-
4	705423	VLHOVA Petra	SVK	1309	1031	16 (42)	720 (2)	565 (3)	8 (53)	-	-
5	425929	MOWINCKEL Ragnhild	NOR	1143	1197	312 (9)	-	378 (7)	453 (3)	-	-
6	298323	GOGGIA Sofia	ITA	996	1344	775 (1)	-	7 (47)	214 (13)	-	-
7	299276	BASSINO Marta	ITA	993	1347	43 (34)	-	561 (4)	340 (7)	-	49 (10)
8	516280	HOLDENER Wendy	SUI	934	1406	2 (61)	599 (3)	108 (20)	65 (27)	80 (2)	80 (3)
9	297910	CURTONI Elena	ITA	864	1476	379 (4)	-	5 (50)	451 (4)	29 (9)	-
10	506399	HECTOR Sara	SWE	761	1579	-	238 (10)	469 (6)	-	-	54 (6)
11	516284	GISIN Michelle	SUI	753	1587	199 (18)	156 (19)	102 (22)	256 (10)	40 (6)	-
12	516319	SUTER Corinne	SUI	739	1601	458 (3)	-	5 (50)	276 (8)	-	-
13	56128	HUETTER Cornelia	AUT	713	1627	301 (10)	-	-	412 (5)	-	-
14	56125	PUCHNER Mirjam	AUT	638	1702	363 (5)	-	-	275 (9)	-	-
15	206355	DUERR Lena	GER	634	1706	-	576 (4)	-	-	-	58 (4)
16	196928	WORLEY Tessa	FRA	595	1745	-	-	362 (8)	233 (12)	-	-
17	565360	STUHEC Ilika	SLO	545	1795	487 (2)	-	-	58 (28)	-	-
18	56087	SIEBENHOFER Ramona	AUT	513	1827	184 (20)	-	81 (26)	198 (15)	50 (4)	-
19	206668	WEIDLE Kira	GER	506	1834	344 (6)	-	-	162 (19)	-	-
20	516185	HAEHLEN Joana	SUI	478	1862	266 (12)	-	-	212 (14)	-	-
21	516248	FLURY Jasmine	SUI	473	1867	318 (8)	-	-	155 (20)	-	-
22	539909	MOLTZAN Paula	USA	472	1868	-	273 (7)	199 (11)	-	-	-
23	565401	BUCIK Ana	SLO	463	1877	-	309 (6)	154 (15)	-	-	-
24	426193	STJERNESUND Th.	NOR	452	1888	-	168 (17)	184 (12)	-	-	100 (2)
25	506146	SWENN LARSSON Anna	SWE	449	1891	-	449 (5)	-	-	-	-
26	56392	GRITSCH Franziska	AUT	443	1897	-	196 (15)	129 (18)	36 (35)	45 (5)	37 (12)
27	197497	MIRADOLI Romane	FRA	412	1928	154 (23)	-	7 (47)	251 (11)	-	-
28	426257	LIE Kajsa Vickhoff	NOR	378	1962	191 (19)	-	-	187 (16)	-	-
29	56328	ORTLIEB Nina	AUT	353	1987	326 (7)	-	-	27 (38)	-	-
29	197641	GAUCHE Laura	FRA	353	1987	180 (21)	-	-	137 (22)	36 (7)	-
31	415232	ROBINSON Alice	NZL	332	2008	25 (41)	-	159 (14)	148 (21)	-	-
32	107613	GRENIER Valerie	CAN	331	2009	-	-	283 (9)	30 (37)	18 (14)	-
33	56388	LIENSBERGER Katharina	AUT	330	2010	-	207 (13)	116 (19)	-	-	7 (23)
34	426100	HOLTMANN Mina Fuerst	NOR	320	2020	-	168 (17)	152 (16)	-	-	-
35	426043	TVIBERG Maria Therese	NOR	315	2025	-	119 (21)	93 (23)	-	-	103 (1)
36	516219	NUFER Priska	SUI	303	2037	223 (14)	-	-	58 (28)	22 (12)	-
37	56315	TRUPPE Katharina	AUT	299	2041	-	218 (12)	76 (27)	-	-	5 (27)
38	435334	GASIENICA-DANI.	POL	298	2042	-	-	210 (10)	7 (54)	24 (11)	57 (5)
39	56088	TIPPLER Tamara	AUT	295	2045	127 (25)	-	-	168 (18)	-	-
40	6535455	JOHNSON Breezy	USA	287	2053	247 (13)	-	-	40 (34)	-	-
41	299624	PIROVANO Laura	ITA	284	2056	209 (16)	-	-	75 (25)	-	-
42	56177	VENIER Stephanie	AUT	272	2068	177 (22)	-	-	95 (23)	-	-
43	385096	POPOVIC Leona	CRO	261	2079	-	261 (8)	-	-	-	-
44	507109	ARONSSON ELFMAN Hanna	SWE	257	2083	-	253 (9)	4 (55)	-	-	-
45	107427	ST-GERMAIN Laurence	CAN	236	2104	-	236 (11)	-	-	-	-
46	56174	HAASER Ricarda	AUT	234	2106	-	-	141 (17)	33 (36)	60 (3)	-
47	516562	RAST Camille	SUI	227	2113	-	114 (23)	88 (24)	-	-	25 (15)
48	55970	SCHMIDHOFER Nicole	AUT	226	2114	52 (33)	-	-	174 (17)	-	-
49	385116	LJUTIC Zrinka	CRO	216	2124	-	198 (14)	18 (43)	-	-	-
50	197124	FRASSE SOMBET Coralie	FRA	202	2138	-	-	160 (13)	-	-	42 (11)
51	105269	GAGNON Marie-Michele	CAN	200	2140	90 (29)	-	-	84 (24)	26 (10)	-
52	507168	AICHER Emma	GER	188	2152	40 (36)	96 (27)	-	14 (47)	32 (8)	6 (25)
53	107798	NULLMEYER Ali	CAN	176	2164	-	176 (16)	-	-	-	-
54	155763	LEDECKA Ester	CZE	158	2182	113 (27)	-	-	45 (32)	-	-
55	56256	RAEDLER Ariane	AUT	152	2188	82 (31)	-	-	70 (26)	-	-
56	6535791	WRIGHT Isabella	USA	149	2191	106 (28)	-	-	23 (40)	20 (13)	-
57	155728	DUBOVSKA Martina	CZE	141	2199	-	141 (20)	-	-	-	-
57	299630	DELAGO Nadia	ITA	141	2199	136 (24)	-	-	5 (57)	-	-
59	299466	DELAGO Nicol	ITA	140	2200	123 (26)	-	-	17 (44)	-	-
60	516283	ELLENBERGER Andrea	SUI	135	2205	-	-	106 (21)	-	-	29 (13)
61	56253	HUBER Katharina	AUT	134	2206	-	115 (22)	19 (42)	-	-	-
62	6535773	O BRIEN Nina	USA	120	2220	-	3 (61)	88 (24)	-	-	29 (13)
63	516504	DANIOTH Aline	SUI	113	2227	-	113 (24)	-	-	-	-
64	196806	NOENS Nastasia	FRA	112	2228	-	112 (25)	-	-	-	-

Kvitfjell (NOR)

6th Women's Super-G

OVERALL FIS WCSL LIST

Number of Competitors: 158, Number of NSAs: 23

Rank	FIS Code	Name	NSA Code	WCSL	Diff.	DH 8 races	SL 10 races	GS 9 races	SG 7 races	AC 1 race	PAR 1 race
65	107747	SMART Amelia	CAN	110	2230	-	110 (26)	-	-	-	-
66	565463	SLOKAR Andreja	SLO	106	2234	-	45 (35)	11 (45)	-	-	50 (7)
67	56258	AGER Christina	AUT	98	2242	83 (30)	-	-	15 (46)	-	-
68	565491	DVORNIK Neja	SLO	95	2245	-	71 (30)	24 (38)	-	-	-
69	56198	SCHEYER Christine	AUT	93	2247	79 (32)	-	-	14 (47)	-	-
70	426187	LYSDAHL Kristin	NOR	91	2249	-	41 (37)	-	-	-	50 (7)
71	355061	HILZINGER Jessica	GER	88	2252	-	88 (28)	-	-	-	-
72	56217	BRUNNER Stephanie	AUT	83	2257	-	-	69 (28)	-	-	14 (19)
73	516426	STOFFEL Elena	SUI	82	2258	-	82 (29)	-	-	-	-
74	299383	MELESI Roberta	ITA	78	2262	-	-	31 (35)	47 (31)	-	-
75	56417	FEST Nadine	AUT	74	2266	31 (38)	-	-	43 (33)	-	-
76	198176	LAMURE Marie	FRA	72	2268	-	22 (41)	-	-	-	50 (7)
76	206497	FILSER Andrea	GER	72	2268	-	66 (31)	-	-	-	6 (25)
78	56416	SCHEIB Julia	AUT	66	2274	-	-	66 (29)	-	-	-
79	197616	ALPHAND Estelle	SWE	64	2276	-	-	59 (30)	-	-	5 (27)
80	516268	WILD Simone	SUI	61	2279	-	-	54 (32)	-	-	7 (23)
81	805009	COLTURI Lara	ALB	59	2281	-	6 (55)	53 (33)	-	-	-
81	298694	PICHLER Karoline	ITA	59	2281	10 (47)	-	1 (59)	48 (30)	-	-
83	6295075	DELLA MEA Lara	ITA	56	2284	-	56 (32)	-	-	-	-
84	56199	KAPPAURER Elisabeth	AUT	55	2285	-	-	55 (31)	-	-	-
85	516519	SUTER Juliana	SUI	51	2289	27 (40)	-	-	24 (39)	-	-
86	6295165	ROSSETTI Marta	ITA	49	2291	-	49 (33)	-	-	-	-
86	56311	REISINGER Elisabeth	AUT	49	2291	37 (37)	-	-	12 (50)	-	-
88	516530	GOOD Nicole	SUI	47	2293	-	47 (34)	-	-	-	-
89	299363	ZENERE Asja	ITA	46	2294	-	-	46 (34)	-	-	-
90	299983	GULLI Anita	ITA	43	2297	-	43 (36)	-	-	-	-
91	197651	DIREZ Clara	FRA	42	2298	-	-	22 (40)	-	-	20 (16)
92	516705	DURRER Delia	SUI	41	2299	41 (35)	-	-	-	-	-
93	516517	JENAL Stephanie	SUI	40	2300	28 (39)	-	-	12 (50)	-	-
93	56333	MAIR Chiara	AUT	40	2300	-	36 (39)	-	-	-	4 (29)
95	516528	MEILLARD Melanie	SUI	39	2301	-	39 (38)	-	-	-	-
96	56373	MOERZINGER Elisa	AUT	36	2304	-	-	26 (37)	-	-	10 (20)
97	715171	MUZAFERIJA Elvedina	BIH	31	2309	8 (51)	-	-	7 (54)	16 (15)	-
97	297702	MARSAGLIA Francesca	ITA	31	2309	11 (45)	-	-	20 (41)	-	-
99	565471	HROVAT Meta	SLO	30	2310	-	3 (61)	27 (36)	-	-	-
100	565373	ROBNIK Tina	SLO	28	2312	-	-	12 (44)	-	-	16 (18)
101	516394	SUTER Jasmina	SUI	26	2314	6 (55)	-	-	18 (42)	-	2 (31)
102	56367	GALLHUBER Katharina	AUT	24	2316	-	23 (40)	-	-	-	1 (33)
103	6295186	PLATINO Elisa	ITA	23	2317	-	-	23 (39)	-	-	-
103	516521	KOLLY Noemie	SUI	23	2317	11 (45)	-	-	12 (50)	-	-
103	485941	PLESHKOVA Julia	RUS	23	2317	10 (47)	-	-	13 (49)	-	-
106	56344	SPORER Marie-Therese	AUT	22	2318	-	22 (41)	-	-	-	-
107	507011	LOEBLOM Hilma	SWE	20	2320	-	-	20 (41)	-	-	-
107	197383	GAUTHIER Tiffany	FRA	20	2320	3 (59)	-	-	17 (44)	-	-
107	426324	MONSEN Marte	NOR	20	2320	-	-	-	-	-	20 (16)
110	6536171	HENSIEN Katie	USA	19	2321	-	15 (44)	4 (55)	-	-	-
111	198029	SMADJA CLEMENT Karen	FRA	18	2322	-	-	-	18 (42)	-	-
112	106961	MIELZYNSKI Erin	CAN	17	2323	-	17 (43)	-	-	-	-
113	6535765	MANGAN Tricia	USA	15	2325	15 (43)	-	-	-	-	-
113	507046	BOSTROEM MUSSENER Moa	SWE	15	2325	-	15 (44)	-	-	-	-
115	6536895	SUNSHINE Ava	USA	14	2326	-	14 (46)	-	-	-	-
115	225518	GUEST Charlie	GBR	14	2326	-	14 (46)	-	-	-	-
115	539536	WILES Jacqueline	USA	14	2326	14 (44)	-	-	-	-	-
118	299822	TSCHURTSCHENTH.	ITA	12	2328	-	12 (48)	-	-	-	-
119	198177	BRECHE Clarisse	FRA	11	2329	-	11 (49)	-	-	-	-
120	25210	MORENO Cande	AND	10	2330	10 (47)	-	-	-	-	-
120	56224	MAIER Sabrina	AUT	10	2330	7 (53)	-	-	3 (61)	-	-
120	516407	KASPER Vanessa	SUI	10	2330	-	-	1 (59)	-	-	9 (21)
123	108461	RICHARDSON Britt	CAN	9	2331	-	-	9 (46)	-	-	-
123	507325	OEHLUND Cornelia	SWE	9	2331	-	9 (51)	-	-	-	-
123	307493	ANDO Asa	JPN	9	2331	-	9 (51)	-	-	-	-
123	6536213	CASHMAN Keely	USA	9	2331	5 (56)	-	-	4 (59)	-	-
123	506701	HOERNBLAD Lisa	SWE	9	2331	9 (50)	-	-	-	-	-
123	506583	SAEFVENBERG Charlotta	SWE	9	2331	-	9 (51)	-	-	-	-

Kvitfjell (NOR)
**6th Women's Super-G
OVERALL FIS WCSL LIST**

Number of Competitors: 158, Number of NSAs: 23

Rank	FIS Code	Name	NSA Code	WCSL	Diff.	DH 8 races	SL 10 races	GS 9 races	SG 7 races	AC 1 race	PAR 1 race
129	107697	FLECKENSTEIN Stefanie	CAN	8	2332	8 (51)	-	-	-	-	-
129	197956	CERUTTI Camille	FRA	8	2332	1 (63)	-	-	7 (54)	-	-
129	565320	FERK SAIONI Marusa	SLO	8	2332	3 (59)	-	-	5 (57)	-	-
129	225525	TILLEY Alex	GBR	8	2332	-	-	4 (55)	-	-	4 (29)
133	198215	POGNEAUX Chiara	FRA	7	2333	-	7 (54)	-	-	-	-
133	6536392	HURT A J	USA	7	2333	-	-	5 (50)	-	-	2 (31)
133	6536396	WILKINSON Alix	USA	7	2333	7 (53)	-	-	-	-	-
136	507155	NYBERG Lisa	SWE	6	2334	-	-	6 (49)	-	-	-
136	107583	REMME Roni	GER	6	2334	-	2 (64)	-	4 (59)	-	-
138	516611	SCHMITT Janine	SUI	5	2335	5 (56)	-	-	-	-	-
138	56517	ASTNER Nina	AUT	5	2335	-	-	5 (50)	-	-	-
138	516574	HAERRI Vivianne	SUI	5	2335	-	-	5 (50)	-	-	-
141	206759	HIRTSTANGGAS.	GER	4	2336	4 (58)	-	-	-	-	-
141	56550	HOERHAGER Lisa	AUT	4	2336	-	4 (56)	-	-	-	-
141	6536851	ZIMMERMANN Zoe	USA	4	2336	-	4 (56)	-	-	-	-
141	506867	FERMBAECK Elsa	SWE	4	2336	-	4 (56)	-	-	-	-
141	299699	PETERLINI Martina	ITA	4	2336	-	4 (56)	-	-	-	-
141	185493	POHJOLAINEN Rosa	FIN	4	2336	-	4 (56)	-	-	-	-
147	299939	LORENZI Lucrezia	ITA	3	2337	-	3 (61)	-	-	-	-
148	435432	LUCZAK Magdalena	POL	2	2338	-	-	2 (58)	-	-	-
148	56426	NUSSBAUMER Vanessa	AUT	2	2338	2 (61)	-	-	-	-	-
148	197860	ROUX Tifany	FRA	2	2338	-	-	-	2 (62)	-	-
148	665009	SHKANOVA Maria	BLR	2	2338	-	2 (64)	-	-	-	-
152	198037	ERRARD Anouck	FRA	1	2339	1 (63)	-	-	-	-	-
152	405138	JELINKOVA Adriana	CZE	1	2339	-	-	1 (59)	-	-	-
152	6536821	MACUGA Lauren	USA	1	2339	1 (63)	-	-	-	-	-
152	197931	LACHEB Kenza	FRA	1	2339	-	1 (66)	-	-	-	-
152	306977	MUKOGAWA Sakurako	JPN	1	2339	-	1 (66)	-	-	-	-
152	206532	SCHMOTZ Marlene	GER	1	2339	-	-	1 (59)	-	-	-
152	485802	TKACHENKO Ekaterina	RUS	1	2339	-	-	1 (59)	-	-	-

Legend:							
-	No points	AC	Alpine Combined	DH	Downhill	Diff.	Difference
GS	Giant Slalom	PAR	Parallel	SG	Super-G	SL	Slalom
WCSL	Overall points						

Kvitfjell (NOR)


6th Women's Super-G

FIS NATION CUP

Number of Nations: 20

Rank	NSA	Name	Points	Diff.	DH	SL	GS	SG	AC	PAR	TE
1	SUI	Switzerland	3874		1116	950	809	999	-	-	-
2	ITA	Italy	3351	523	1280	137	943	991	-	-	-
3	AUT	Austria	3179	695	971	588	607	1013	-	-	-
4	USA	United States of America	2564	1310	442	1065	834	223	-	-	-
5	NOR	Norway	1549	2325	303	345	547	354	-	-	-
6	SWE	Sweden	1240	2634	-	830	410	-	-	-	-
7	FRA	France	1107	2767	204	120	381	402	-	-	-
8	GER	Germany	1068	2806	265	667	-	136	-	-	-
9	SVK	Slovakia	975	2899	9	530	436	-	-	-	-
10	SLO	Slovenia	887	2987	401	294	156	36	-	-	-
11	CAN	Canada	707	3167	28	331	261	87	-	-	-
12	CRO	Croatia	445	3429	-	427	18	-	-	-	-
13	NZL	New Zealand	232	3642	25	-	135	72	-	-	-
14	POL	Poland	138	3736	-	-	138	-	-	-	-
15	CZE	Czechia	117	3757	-	117	-	-	-	-	-
16	ALB	Albania	59	3815	-	6	53	-	-	-	-
17	AND	Andorra	10	3864	10	-	-	-	-	-	-
18	JPN	Japan	8	3866	-	8	-	-	-	-	-
19	BIH	Bosnia and Herzegovina	6	3868	3	-	-	3	-	-	-
20	GBR	Great Britain	3	3871	-	3	-	-	-	-	-

Kvitfjell (NOR)



6th Women's Super-G

OVERALL FIS NATION CUP

Number of Nations: 27

Rk	NSA	Overall			DH Points			SL Points			GS Points			SG Points			AC Points			PAR Points			TE Points
		M+W	M	W	M+W	M	W	M+W	M	W	M+W	M	W	M+W	M	W	M+W	M	W	M+W	M	W	M+W
1	SUI	8761	4887	3874	2302	1186	1116	2260	1310	950	2049	1240	809	2150	1151	999	-	-	-	-	-	-	-
2	AUT	6959	3780	3179	2025	1054	971	1526	938	588	1434	827	607	1974	961	1013	-	-	-	-	-	-	-
3	NOR	5633	4084	1549	1060	757	303	2013	1668	345	1675	1128	547	885	531	354	-	-	-	-	-	-	-
4	ITA	5141	1790	3351	1936	656	1280	608	471	137	1190	247	943	1407	416	991	-	-	-	-	-	-	-
5	USA	3468	904	2564	947	505	442	1167	102	1065	996	162	834	358	135	223	-	-	-	-	-	-	-
6	FRA	3136	2029	1107	858	654	204	576	456	120	775	394	381	927	525	402	-	-	-	-	-	-	-
7	GER	2370	1302	1068	696	431	265	1086	419	667	218	218	-	370	234	136	-	-	-	-	-	-	-
8	CAN	1603	896	707	443	415	28	399	68	331	379	118	261	382	295	87	-	-	-	-	-	-	-
9	SLO	1426	539	887	507	106	401	316	22	294	530	374	156	73	37	36	-	-	-	-	-	-	-
10	SWE	1395	155	1240	-	-	-	981	151	830	414	4	410	-	-	-	-	-	-	-	-	-	-
11	SVK	995	20	975	9	-	9	530	-	530	456	20	436	-	-	-	-	-	-	-	-	-	-
12	CRO	789	344	445	-	-	-	619	192	427	170	152	18	-	-	-	-	-	-	-	-	-	-
13	NZL	232	-	232	25	-	25	-	-	-	135	-	135	72	-	72	-	-	-	-	-	-	-
14	GBR	226	223	3	-	-	-	226	223	3	-	-	-	-	-	-	-	-	-	-	-	-	-
15	BUL	160	160	-	-	-	-	160	160	-	-	-	-	-	-	-	-	-	-	-	-	-	-
16	POL	138	-	138	-	-	-	-	-	-	138	-	138	-	-	-	-	-	-	-	-	-	-
17	CZE	129	12	117	-	-	-	117	-	117	-	-	-	12	12	-	-	-	-	-	-	-	-
18	BEL	101	101	-	-	-	-	59	59	-	42	42	-	-	-	-	-	-	-	-	-	-	-
19	GRE	91	91	-	-	-	-	91	91	-	-	-	-	-	-	-	-	-	-	-	-	-	-
20	AND	81	71	10	10	-	10	-	-	-	71	71	-	-	-	-	-	-	-	-	-	-	-
21	ALB	59	-	59	-	-	-	6	-	6	53	-	53	-	-	-	-	-	-	-	-	-	-
22	ESP	51	51	-	-	-	-	51	51	-	-	-	-	-	-	-	-	-	-	-	-	-	-
23	CHI	38	38	-	7	7	-	-	-	-	-	-	-	31	31	-	-	-	-	-	-	-	-
24	FIN	22	22	-	15	15	-	-	-	-	7	7	-	-	-	-	-	-	-	-	-	-	-
25	JPN	14	6	8	-	-	-	14	6	8	-	-	-	-	-	-	-	-	-	-	-	-	-
26	BIH	6	-	6	3	-	3	-	-	-	-	-	-	3	-	3	-	-	-	-	-	-	-
27	LIE	4	4	-	4	4	-	-	-	-	-	-	-	-	-	-	-	-	-	-	-	-	-

Kvitfjell (NOR)



6th Women's Super-G

BRANDS STANDINGS

Number of Brands: 8

Rank	Name	Points	Diff.	DH	SL	GS	SG	AC	PAR
1	Head	4435		960	1465	850	1160	-	-
2	Atomic	2730	1705	955	785	620	370	-	-
3	Rossignol	2575	1860	200	915	1145	315	-	-
4	Salomon	845	3590	40	125	425	255	-	-
5	Kaestle	350	4085	350	-	-	-	-	-
6	Dynastar	185	4250	80	-	-	105	-	-
7	Fischer	155	4280	50	60	-	45	-	-
8	Voelkl	85	4350	-	85	-	-	-	-

Kvitfjell (NOR)



6th Women's Super-G

OVERALL BRANDS STANDINGS

Number of Brands: 11

Rank	Brand	Overall			DH Points			SL Points			GS Points			SG Points			AC Points			PAR Points		
		M+W	M	W	M+W	M	W	M+W	M	W	M+W	M	W	M+W	M	W	M+W	M	W	M+W	M	W
1	Head	7055	2620	4435	2220	1260	960	1785	320	1465	1155	305	850	1895	735	1160	-	-	-	-	-	-
2	Atomic	5410	2680	2730	1845	890	955	1600	815	785	1140	520	620	825	455	370	-	-	-	-	-	-
3	Rossignol	4440	1865	2575	500	300	200	1770	855	915	1735	590	1145	435	120	315	-	-	-	-	-	-
4	Stoeckli	1535	1535	-	350	350	-	-	-	-	645	645	-	540	540	-	-	-	-	-	-	-
5	Fischer	1070	915	155	170	120	50	580	520	60	45	45	-	275	230	45	-	-	-	-	-	-
6	-	930	930	-	-	-	-	490	490	-	440	440	-	-	-	-	-	-	-	-	-	-
7	Salomon	925	80	845	120	80	40	125	-	125	425	-	425	255	-	255	-	-	-	-	-	-
8	Dynastar	615	430	185	80	-	80	300	300	-	80	80	-	155	50	105	-	-	-	-	-	-
9	Kaestle	350	-	350	350	-	350	-	-	-	-	-	-	-	-	-	-	-	-	-	-	-
10	Voelkl	175	90	85	-	-	-	175	90	85	-	-	-	-	-	-	-	-	-	-	-	-
11	Nordica	170	170	-	45	45	-	-	-	-	-	-	-	125	125	-	-	-	-	-	-	-