



# AUDI FIS SKI WORLD CUP 2022/23




## Kvitfjell (NOR)

7th Women's Super-G

### ENTRY LIST BY NSA

Number of Competitors: 49, Number of NSAs: 14

NSA	FIS Code	Name	Date of Birth	FIS Points (23rd of February 2023 - List 17)						
				DH	SL	GS	SG	AC		
<b>AND</b> (1)	25210	<b>MORENO Cande</b>	30 OCT 2000	28.81 (75)	236.28(3475)	123.83(2288)	49.77 (177)	97.13 (130)		
<b>AUS</b> (1)	45331	<b>SMALL Greta</b>	16 OCT 1995	34.09 (91)	142.88(2573)	90.77(1642)	54.91 (204)	95.85 (127)		
<b>AUT</b> (11)	56258	<b>AGER Christina</b>	11 NOV 1995	17.23 (38)	150.42(2697)	104.22(1929)	15.83 (29)	39.38 (15)		
	56417	<b>FEST Nadine</b>	28 JUN 1998	15.00 (35)	119.52(2177)	25.21 (100)	15.60 (27)	37.37 (14)		
	56392	<b>GRITSCH Franziska</b>	15 MAR 1997	18.21 (40)	7.33 (17)	15.05 (31)	15.71 (28)	19.37 (7)		
	56128	<b>HUETTER Cornelia</b>	29 OCT 1992	2.98 (8)	999.99(4082)	214.47(3300)	2.29 (8)	127.40 (246)		
	56328	<b>ORTLIEB Nina</b>	2 APR 1996	2.68 (7)	437.84(3948)	41.93 (392)	6.77 (16)	49.24 (25)		
	56125	<b>PUCHNER Mirjam</b>	18 MAY 1992	4.66 (16)	504.66(3996)	79.79(1364)	5.13 (13)	112.82 (191)		
	56311	<b>REISINGER Elisabeth</b>	2 AUG 1996	11.03 (28)	516.83(4002)	95.30(1739)	17.01 (34)	66.44 (51)		
	55970	<b>SCHMIDHOFER Nicole</b>	15 MAR 1989	4.86 (17)	-	274.02(3609)	6.24 (14)	999.99(1069)		
	56087	<b>SIEBENHOFER Ramona</b>	29 JUL 1991	3.58 (13)	314.78(3777)	12.45 (18)	9.85 (19)	45.04 (21)		
	56088	<b>TIPPLER Tamara</b>	9 APR 1991	10.78 (27)	999.99(4082)	424.76(3891)	3.33 (10)	999.99(1069)		
	56177	<b>VENIER Stephanie</b>	19 DEC 1993	7.90 (24)	456.74(3966)	181.97(3026)	19.26 (38)	176.31 (424)		
<b>BIH</b> (1)	715171	<b>MUZAFERIJA Elvedina</b>	20 AUG 1999	20.87 (46)	156.95(2782)	73.01(1189)	33.26 (94)	131.85 (260)		
<b>CAN</b> (2)	107697	<b>FLECKENSTEIN Stefanie</b>	6 SEP 1997	37.27 (101)	25.97 (128)	28.43 (141)	36.55 (111)	90.64 (112)		
	107613	<b>GRENIER Valerie</b>	30 OCT 1996	52.89 (145)	105.66(1866)	3.48 (8)	16.61 (31)	78.42 (70)		
<b>FRA</b> (4)	197956	<b>CERUTTI Camille</b>	22 DEC 1998	31.78 (84)	138.24(2499)	47.00 (509)	26.29 (71)	87.80 (99)		
	197641	<b>GAUCHE Laura</b>	4 MAR 1995	12.00 (29)	403.77(3913)	68.33(1078)	11.31 (24)	49.37 (26)		
	198029	<b>SMADJA CLEMENT Karen</b>	29 JAN 1999	31.01 (80)	107.42(1903)	32.20 (193)	23.34 (52)	72.17 (59)		
	196928	<b>WORLEY Tessa</b>	4 OCT 1989	39.79 (108)	271.70(3644)	0.00 (1)	6.72 (15)	147.32 (322)		
<b>GER</b> (3)	507168	<b>AICHER Emma</b>	13 NOV 2003	27.28 (67)	13.24 (34)	20.61 (61)	16.76 (32)	52.33 (31)		
	206759	<b>HIRTSL-STANGGASSINGER Katrin</b>	7 MAY 1998	31.14 (82)	86.52(1437)	35.61 (260)	21.50 (47)	96.39 (129)		
	206668	<b>WEIDLE Kira</b>	24 FEB 1996	5.42 (18)	787.64(4071)	54.53 (699)	12.72 (26)	133.25 (269)		
<b>ITA</b> (7)	297601	<b>BRIGNONE Federica</b>	14 JUL 1990	6.75 (19)	22.54 (79)	1.20 (7)	0.00 (1)	20.72 (8)		
	297910	<b>CURTONI Elena</b>	3 FEB 1991	3.29 (12)	273.63(3654)	25.30 (103)	1.13 (5)	39.50 (16)		
	299630	<b>DELAGO Nadia</b>	12 NOV 1997	6.95 (21)	458.37(3971)	108.68(2005)	23.00 (51)	85.05 (90)		
	299466	<b>DELAGO Nicol</b>	5 JAN 1996	14.87 (34)	244.65(3525)	189.26(3091)	21.22 (45)	74.89 (63)		
	298323	<b>GOGGIA Sofia</b>	15 NOV 1992	0.00 (1)	352.02(3851)	17.45 (40)	0.00 (1)	67.40 (53)		
	299383	<b>MELESI Roberta</b>	18 JUL 1996	36.76 (97)	233.67(3458)	19.15 (53)	21.32 (46)	70.85 (56)		
	299624	<b>PIROVANO Laura</b>	20 NOV 1997	12.78 (31)	169.65(2958)	34.69 (243)	21.81 (49)	59.99 (42)		
<b>NOR</b> (2)	426257	<b>LIE Kajsja Vickhoff</b>	20 JUN 1998	8.53 (26)	71.01(1045)	45.52 (479)	10.86 (22)	36.53 (13)		
	425929	<b>MOWINCKEL Ragnhild</b>	12 SEP 1992	3.04 (9)	224.63(3406)	3.84 (9)	1.18 (6)	20.91 (9)		
<b>NZL</b> (1)	415232	<b>ROBINSON Alice</b>	1 DEC 2001	26.74 (64)	126.98(2306)	13.86 (22)	9.01 (18)	114.42 (196)		
<b>POL</b> (1)	435334	<b>GASIENICA-DANIEL Maryna</b>	19 FEB 1994	87.81 (307)	66.05 (907)	8.09 (12)	32.90 (93)	108.03 (174)		



Kvitfjell (NOR)




7th Women's Super-G

ENTRY LIST BY NSA

Number of Competitors: 49, Number of NSAs: 14

NSA	FIS Code	Name	Date of Birth	FIS Points (23rd of February 2023 - List 17)							
				DH	SL	GS	SG	AC			
<b>SLO</b> (1)	565360	<b>STUHEC Ilka</b>	26 OCT 1990	0.87	(4)	89.51(1511)	67.59(1059)	12.14	(25)	64.35	(47)
<b>SUI</b> (9)	516705	<b>DURRER Delia</b>	14 NOV 2002	19.59	(42)	84.05(1360)	34.36 (236)	25.95	(70)	103.49	(152)
	516248	<b>FLURY Jasmine</b>	16 SEP 1993	6.84	(20)	999.99(4082)	113.21(2094)	10.89	(23)	309.54	(753)
	516284	<b>GISIN Michelle</b>	5 DEC 1993	4.00	(15)	2.88 (8)	6.39 (10)	2.82	(9)	1.00	(2)
	516138	<b>GUT-BEHRAMI Lara</b>	27 APR 1991	1.15	(5)	269.73(3638)	0.41 (5)	0.00	(1)	142.05	(304)
	516185	<b>HAEHLEN Joana</b>	23 JAN 1992	3.92	(14)	940.64(4079)	224.15(3370)	10.74	(21)	267.66	(690)
	516280	<b>HOLDENER Wendy</b>	12 MAY 1993	20.40	(43)	0.00 (1)	16.60 (35)	21.64	(48)	11.76	(4)
	516517	<b>JENAL Stephanie</b>	9 MAR 1998	24.65	(58)	155.64(2763)	58.25 (800)	25.40	(65)	93.93	(120)
	516219	<b>NUFER Priska</b>	11 FEB 1992	3.09	(10)	551.61(4018)	32.67 (202)	24.85	(57)	94.98	(125)
	516319	<b>SUTER Corinne</b>	28 SEP 1994	0.00	(1)	999.99(4082)	36.05 (265)	3.57	(11)	181.13	(441)
<b>USA</b> (5)	6536213	<b>CASHMAN Keely</b>	4 APR 1999	23.60	(55)	50.41 (542)	31.01 (177)	29.91	(82)	102.14	(146)
	6535455	<b>JOHNSON Breezy</b>	19 JAN 1996	3.09	(10)	244.23(3521)	173.51(2947)	16.32	(30)	111.82	(189)
	6536821	<b>MACUGA Lauren</b>	4 JUL 2002	35.26	(95)	143.51(2581)	34.82 (246)	35.55	(107)	133.24	(268)
	6535237	<b>SHIFFRIN Mikaela</b>	13 MAR 1995	7.11	(23)	0.00 (1)	0.00 (1)	0.75	(4)	1.50	(3)
	6535791	<b>WRIGHT Isabella</b>	10 FEB 1997	14.20	(33)	81.50(1300)	55.14 (713)	26.36	(72)	129.86	(253)

<b>Legend:</b>							
-	No points	<b>AC</b>	Alpine Combined	<b>DH</b>	Downhill	<b>GS</b>	Giant Slalom
<b>SG</b>	Super-G	<b>SL</b>	Slalom				





# AUDI FIS SKI WORLD CUP 2022/23



## Kvitfjell (NOR)

7th Women's Super-G

SUN 5 MAR 2023


## DRAW LIST

Start Time 10:30

Number of Competitors: 49, Number of NSAs: 14

Rank 120 in the FIS List: ALEXANDER Kiki 38.15 FIS Points

No.	FIS Code	Name	NSA Code	WCSL-SG	WCSL-O	FIS SG
1	297601	BRIGNONE Federica	ITA	473 (1)	1352 (2)	0.00 (1)
2	516138	GUT-BEHRAMI Lara	SUI	458 (2)	1330 (3)	0.00 (1)
3	425929	MOWINCKEL Ragnhild	NOR	453 (3)	1132 (5)	1.18 (6)
4	297910	CURTONI Elena	ITA	451 (4)	866 (9)	1.13 (5)
5	56128	HUETTER Cornelia	AUT	412 (5)	691 (13)	2.29 (8)
6	6535237	SHIFFRIN Mikaela	USA	389 (6)	2376 (1)	0.75 (4)
7	516319	SUTER Corinne	SUI	276 (8)	757 (11)	3.57 (11)
8	56125	PUCHNER Mirjam	AUT	275 (9)	635 (14)	5.13 (13)
9	516284	GISIN Michelle	SUI	256 (10)	740 (12)	2.82 (9)
10	196928	WORLEY Tessa	FRA	233 (12)	595 (16)	6.72 (15)
11	298323	GOGGIA Sofia	ITA	214 (13)	1027 (6)	0.00 (1)
12	516185	HAEHLLEN Joana	SUI	212 (14)	475 (20)	10.74 (21)
13	56087	SIEBENHOFER Ramona	AUT	198 (15)	528 (18)	9.85 (19)
14	426257	LIE Kajsa Vickhoff	NOR	187 (16)	463 (23)	10.86 (22)
15	55970	SCHMIDHOFER Nicole	AUT	174 (17)	217 (48)	6.24 (14)
16	56088	TIPPLER Tamara	AUT	168 (18)	285 (40)	3.33 (10)
17	206668	WEIDLE Kira	GER	162 (19)	483 (19)	12.72 (26)
18	516248	FLURY Jasmine	SUI	155 (20)	471 (22)	10.89 (23)
19	415232	ROBINSON Alice	NZL	148 (21)	341 (31)	9.01 (18)
20	197641	GAUCHE Laura	FRA	137 (22)	344 (30)	11.31 (24)
21	+500 516280	HOLDENER Wendy	SUI	65 (27)	933 (8)	21.64 (48)
22	+500 565360	STUHEC Ilka	SLO	58 (28)	583 (17)	12.14 (25)
23	56177	VENIER Stephanie	AUT	95 (23)	276 (42)	19.26 (38)
24	299624	PIROVANO Laura	ITA	75 (25)	282 (41)	21.81 (49)
25	516219	NUFER Priska	SUI	58 (28)	307 (36)	24.85 (57)
26	299383	MELESI Roberta	ITA	47 (31)	78 (73)	21.32 (46)
27	56417	FEST Nadine	AUT	43 (33)	68 (77)	15.60 (27)
28	6535455	JOHNSON Breezy	USA	40 (34)	295 (39)	16.32 (30)
29	56392	GRITSCH Franziska	AUT	36 (35)	446 (27)	15.71 (28)
30	107613	GRENIER Valerie	CAN	30 (37)	331 (32)	16.61 (31)
31	56328	ORTLIEB Nina	AUT	27 (38)	370 (29)	6.77 (16)
32	56258	AGER Christina	AUT	15 (46)	109 (66)	15.83 (29)
33	507168	AICHER Emma	GER	14 (47)	196 (51)	16.76 (32)
34	56311	REISINGER Elisabeth	AUT	12 (50)	40 (93)	17.01 (34)
35	299466	DELAGO Nicol	ITA	17 (44)	135 (57)	21.22 (45)
36	206759	HIRTL-STANGGASSINGER Katrin	GER	-	4 (141)	21.50 (47)
37	299630	DELAGO Nadia	ITA	5 (57)	115 (62)	23.00 (51)
38	198029	SMADJA CLEMENT Karen	FRA	18 (42)	18 (112)	23.34 (52)



## Kvitfjell (NOR)



7th Women's Super-G

SUN 5 MAR 2023

## DRAW LIST


Start Time 10:30

Number of Competitors: 49, Number of NSAs: 14

Rank 120 in the FIS List: ALEXANDER Kiki 38.15 FIS Points

No.	FIS Code	Name	NSA Code	WCSL-SG	WCSL-O	FIS SG
39	516517	JENAL Stephanie	SUI	12 (50)	44 (90)	25.40 (65)
40	516705	DURRER Delia	SUI	-	48 (87)	25.95 (70)
41	197956	CERUTTI Camille	FRA	7 (54)	8 (128)	26.29 (71)
42	6535791	WRIGHT Isabella	USA	23 (40)	169 (54)	26.36 (72)
43	6536213	CASHMAN Keely	USA	4 (59)	11 (120)	29.91 (82)
44	435334	GASIENICA-DANIEL Maryna	POL	7 (54)	298 (38)	32.90 (93)
45	715171	MUZAFERIJA Elvedina	BIH	7 (54)	30 (97)	33.26 (94)
46	6536821	MACUGA Lauren	USA	-	1 (151)	35.55 (107)
47	107697	FLECKENSTEIN Stefanie	CAN	-	20 (105)	36.55 (111)
48	25210	MORENO Cande	AND	-	16 (114)	>49.77 (177)
49	45331	SMALL Greta	AUS	-	-	>54.91 (204)

<b>Legend:</b>			
-	No points	<b>+500</b>	At least 500 points on WCSL-O after 20th place or after 30th place
>	Greater than 120th rank in the FIS points list	<b>FIS SG</b>	FIS points for Super G (17th FIS points list 2022/2023)
		<b>No.</b>	Control Number
		<b>WCSL-O</b>	Overall FIS World Cup Start List points
<b>WCSL-SG</b>	FIS World Cup Start List points for Super G		





# AUDI FIS SKI WORLD CUP 2022/23



## Kvitfjell (NOR)

7th Women's Super-G



SUN 5 MAR 2023

## START LIST

Start Time 10:30

Number of Competitors: 49, Number of NSAs: 14

Bib	FIS Code	Name	Year of Birth	NSA Code	Time	Ski
1	516248	FLURY Jasmine	1993	SUI		Fischer
2	56087	SIEBENHOFER Ramona	1991	AUT		Fischer
3	415232	ROBINSON Alice	2001	NZL		Salomon
4	516185	HAEHLEN Joana	1992	SUI		Atomic
5	197641	GAUCHE Laura	1995	FRA		Head
6	196928	WORLEY Tessa	1989	FRA		Rossignol
7	6535237	SHIFFRIN Mikaela	1995	USA		Atomic
8	516284	GISIN Michelle	1993	SUI		Salomon
9	516319	SUTER Corinne	1994	SUI		Head
10	425929	MOWINCKEL Ragnhild	1992	NOR		Head
11	56125	PUCHNER Mirjam	1992	AUT		Atomic
12	297910	CURTONI Elena	1991	ITA		Head
13	297601	BRIGNONE Federica	1990	ITA		Rossignol
14	56128	HUETTER Cornelia	1992	AUT		Head
15	516138	GUT-BEHRAMI Lara	1991	SUI		Head
-----break-----						
16	298323	GOGGIA Sofia	1992	ITA		Atomic
17	426257	LIE Kajsa Vickhoff	1998	NOR		Head
18	56088	TIPPLER Tamara	1991	AUT		Salomon
19	206668	WEIDLE Kira	1996	GER		Rossignol
20	55970	SCHMIDHOFER Nicole	1989	AUT		Fischer
21	516280	HOLDENER Wendy	1993	SUI		Head
22	565360	STUHEC Ilka	1990	SLO		Kaestle
-----break-----						
23	107613	GRENIER Valerie	1996	CAN		Rossignol
24	516219	NUFER Priska	1992	SUI		Dynastar
25	56417	FEST Nadine	1998	AUT		Salomon
26	56392	GRITSCH Franziska	1997	AUT		Head
27	6535455	JOHNSON Breezy	1996	USA		Atomic
28	299383	MELESI Roberta	1996	ITA		Dynastar
29	56177	VENIER Stephanie	1993	AUT		Head
30	299624	PIROVANO Laura	1997	ITA		Head
-----break-----						
31	56328	ORTLIEB Nina	1996	AUT		Head
32	56258	AGER Christina	1995	AUT		Atomic
33	507168	AICHER Emma	2003	GER		Head
34	56311	REISINGER Elisabeth	1996	AUT		Head
35	299466	DELAGO Nicol	1996	ITA		Atomic
36	206759	HIRTLMANN-STANGGASSINGER Katrin	1998	GER		Head
37	299630	DELAGO Nadia	1997	ITA		Atomic
38	198029	SMADJA CLEMENT Karen	1999	FRA		Head
39	516517	JENAL Stephanie	1998	SUI		Atomic
40	516705	DURRER Delia	2002	SUI		Head
41	197956	CERUTTI Camille	1998	FRA		Atomic
42	6535791	WRIGHT Isabella	1997	USA		Atomic



**START LIST**

Number of Competitors: 49, Number of NSAs: 14

Bib	FIS Code	Name	Year of Birth	NSA Code	Time	Ski
43	6536213	CASHMAN Keely	1999	USA		Rossignol
44	435334	GASIENICA-DANIEL Maryna	1994	POL		Atomic
45	715171	MUZAFERIJA Elvedina	1999	BIH		Atomic
46	6536821	MACUGA Lauren	2002	USA		Rossignol
47	107697	FLECKENSTEIN Stefanie	1997	CAN		Rossignol
48	25210	MORENO Cande	2000	AND		Head
49	45331	SMALL Greta	1995	AUS		Atomic

**Jury**

FIS Technical Delegate	JOHANSSON Roland	NOR
Referee	GERDOL Peter	FIS
Assistant Referee	SENIGAGLIESI Alberto	FIS
Chief of Race	BJØRGE Ole Johan	NOR

**Technical Data**

Course Name	Olympiabakken
Start Altitude	782m
Finish Altitude	182m
Vertical Drop	600m
Course Length	2170m
Homologation Number	13734/10/20

**Race Information**

Course Setter	LACKIE Jeff	USA
Gates/Turning Gates	38/46	
Start Time	10:30	

**Forerunners:**

F1 - TAKLO Jörgen	NOR	F2 - LINBERG Herman	NOR	F3 - SUND Malin Sofie	NOR
F4 - ANDERSEN Fredrik	NOR				

**Legend:**

YB Year of Birth





# AUDI FIS SKI WORLD CUP 2022/23



## Kvitfjell (NOR) 7th Women's Super-G OFFICIAL RESULTS

SUN 5 MAR 2023  
Start Time 10:30

Number of Competitors: 49, Number of NSAs: 14

Penalty applied: 0.00

Rank	Bib	FIS Code	Name	YB	NSA Code	Time	Difference	Distance (m)	Race Points	Ski
1	31	56328	ORTLIEB Nina	1996	AUT	1:29.25			0.00	Head
2	29	56177	VENIER Stephanie	1993	AUT	1:29.37	0.12	2.91	1.60	Head
3	26	56392	GRITSCH Franziska	1997	AUT	1:29.63	0.38	9.20	5.07	Head
4	16	298323	GOGGIA Sofia	1992	ITA	1:29.94	0.69	16.65	9.20	Atomic
5	33	507168	AICHER Emma	2003	GER	1:30.00	0.75	18.08	10.00	Head
6	1	516248	FLURY Jasmine	1993	SUI	1:30.13	0.88	21.19	11.73	Fischer
7	7	6535237	SHIFFRIN Mikaela	1995	USA	1:30.23	0.98	23.57	13.07	Atomic
8	21	516280	HOLDENER Wendy	1993	SUI	1:30.31	1.06	25.47	14.13	Head
9	19	206668	WEIDLE Kira	1996	GER	1:30.32	1.07	25.71	14.27	Rossignol
10	39	516517	JENAL Stephanie	1998	SUI	1:30.33	1.08	25.94	14.40	Atomic
11	25	56417	FEST Nadine	1998	AUT	1:30.37	1.12	26.89	14.93	Salomon
12	12	297910	CURTONI Elena	1991	ITA	1:30.39	1.14	27.37	15.20	Head
12	9	516319	SUTER Corinne	1994	SUI	1:30.39	1.14	27.37	15.20	Head
14	14	56128	HUETTER Cornelia	1992	AUT	1:30.42	1.17	28.08	15.60	Head
15	10	425929	MOWINCKEL Ragnhild	1992	NOR	1:30.45	1.20	28.79	16.00	Head
16	22	565360	STUHEC Ilka	1990	SLO	1:30.52	1.27	30.45	16.93	Kaestle
17	32	56258	AGER Christina	1995	AUT	1:30.61	1.36	32.57	18.13	Atomic
18	17	426257	LIE Kajsja Vickhoff	1998	NOR	1:30.62	1.37	32.81	18.27	Head
19	27	6535455	JOHNSON Breezy	1996	USA	1:30.74	1.49	35.63	19.87	Atomic
20	15	516138	GUT-BEHRAMI Lara	1991	SUI	1:30.75	1.50	35.87	20.00	Head
21	13	297601	BRIGNONE Federica	1990	ITA	1:30.79	1.54	36.81	20.53	Rossignol
22	34	56311	REISINGER Elisabeth	1996	AUT	1:30.86	1.61	38.45	21.47	Head
23	41	197956	CERUTTI Camille	1998	FRA	1:30.89	1.64	39.16	21.87	Atomic
24	40	516705	DURRER Delia	2002	SUI	1:30.90	1.65	39.39	22.00	Head
25	4	516185	HAEHLEN Joana	1992	SUI	1:30.91	1.66	39.62	22.13	Atomic
26	35	299466	DELAGO Nicol	1996	ITA	1:30.92	1.67	39.86	22.27	Atomic
27	28	299383	MELESI Roberta	1996	ITA	1:31.05	1.80	42.90	24.00	Dynastar
28	18	56088	TIPPLER Tamara	1991	AUT	1:31.18	1.93	45.93	25.73	Salomon
29	36	206759	HIRTL-STANGGASSINGER Katrin	1998	GER	1:31.21	1.96	46.63	26.13	Head
30	44	435334	GASIENICA-DANIEL Maryna	1994	POL	1:31.26	2.01	47.79	26.80	Atomic
31	20	55970	SCHMIDHOFER Nicole	1989	AUT	1:31.36	2.11	50.12	28.13	Fischer
32	8	516284	GISIN Michelle	1993	SUI	1:31.43	2.18	51.74	29.07	Salomon
33	38	198029	SMADJA CLEMENT Karen	1999	FRA	1:31.52	2.27	53.82	30.27	Head
34	24	516219	NUFER Priska	1992	SUI	1:31.65	2.40	56.82	32.00	Dynastar
35	6	196928	WORLEY Tessa	1989	FRA	1:31.89	2.64	62.34	35.20	Rossignol
36	2	56087	SIEBENHOFER Ramona	1991	AUT	1:31.96	2.71	63.95	36.13	Fischer
37	47	107697	FLECKENSTEIN Stefanie	1997	CAN	1:32.03	2.78	65.55	37.07	Rossignol
38	43	6536213	CASHMAN Keely	1999	USA	1:32.34	3.09	72.62	41.20	Rossignol
39	5	197641	GAUCHE Laura	1995	FRA	1:32.35	3.10	72.84	41.33	Head
40	46	6536821	MACUGA Lauren	2002	USA	1:32.59	3.34	78.28	44.53	Rossignol
41	48	25210	MORENO Cande	2000	AND	1:32.95	3.70	86.38	49.33	Head
42	49	45331	SMALL Greta	1995	AUS	1:34.05	4.80	110.75	64.00	Atomic

### DID NOT FINISH: 5 competitors

3	415232	ROBINSON Alice	2001	NZL	Salomon
11	56125	PUCHNER Mirjam	1992	AUT	Atomic

SUN 5 MAR 2023 / Kvitfjell (NOR) / 6068

Page 1/2

Data Processing by LONGINES


www.fis-ski.com

LONGINES Timing

Generation date : SUN 5 MAR 2023

Time : 12:18

Document: C73A 1.0



**Kvitfjell (NOR)**


7th Women's Super-G

SUN 5 MAR 2023

**OFFICIAL RESULTS**

Start Time 10:30

Number of Competitors: 49, Number of NSAs: 14

Penalty applied: 0.00

Rank	Bib	FIS Code	Name	YB	NSA Code	Time	Difference	Distance (m)	Race Points	Ski
	23	107613	<b>GRENIER Valerie</b>	1996	CAN					Rossignol
	30	299624	<b>PIROVANO Laura</b>	1997	ITA					Head
	42	6535791	<b>WRIGHT Isabella</b>	1997	USA					Atomic
<b>DID NOT START: 2 competitors</b>										
	37	299630	<b>DELAGO Nadia</b>	1997	ITA					Atomic
	45	715171	<b>MUZAFERIJA Elvedina</b>	1999	BIH					Atomic

**Jury**

<b>FIS Technical Delegate</b>	JOHANSSON Roland	NOR
<b>Referee</b>	GERDOL Peter	FIS
<b>Assistant Referee</b>	SENIGAGLIESI Alberto	FIS
<b>Chief of Race</b>	BJØRGE Ole Johan	NOR

**Technical Data**

<b>Course Name</b>	Olympiabakken
<b>Start Altitude</b>	782m
<b>Finish Altitude</b>	182m
<b>Vertical Drop</b>	600m
<b>Course Length</b>	2170m
<b>Homologation Number</b>	13734/10/20

**Race Information**

<b>Course Setter</b>	LACKIE Jeff	USA
<b>Gates/Turning Gates</b>	38/46	
<b>Start Time</b>	10:30	

**Forerunners:**


F1 - TAKLO Jörgen	NOR	F2 - LINBERG Herman	NOR	F3 - SUND Malin Sofie	NOR
F4 - ANDERSEN Fredrik	NOR				

**Conditions on course:**

 MOSTLY CLOUDY    **Snow:** HARD    **Temperature - Start:** -8°C    **Temperature - Finish:** -7°C

**Legend:**

YB    Year of Birth







# AUDI FIS SKI WORLD CUP 2022/23



## Kvitfjell (NOR)

7th Women's Super-G

SUN 5 MAR 2023

Start Time 10:30

### PENALTY CALCULATION

#### Best 10 at Finish

F-factor: 1190


Rank	Bib	FIS Code	Name	NSA Code	FIS Points	Best 5	Race Points
1	31	56328	ORTLIEB Nina	AUT	6.77	6.77	0.00
2	29	56177	VENIER Stephanie	AUT	19.26		
3	26	56392	GRITSCH Franziska	AUT	15.71		
4	16	298323	GOGGIA Sofia	ITA	0.00	0.00	9.20
5	33	507168	AICHER Emma	GER	16.76		
6	1	516248	FLURY Jasmine	SUI	10.89	10.89	11.73
7	7	6535237	SHIFFRIN Mikaela	USA	0.75	0.75	13.07
8	21	516280	HOLDENER Wendy	SUI	21.64		
9	19	206668	WEIDLE Kira	GER	12.72	12.72	14.27
10	39	516517	JENAL Stephanie	SUI	25.40		

#### Best 5 FIS Points Started

Rank	Bib	FIS Code	Name	NSA Code	FIS Points
4	16	298323	GOGGIA Sofia	ITA	0.00
20	15	516138	GUT-BEHRAMI Lara	SUI	0.00
21	13	297601	BRIGNONE Federica	ITA	0.00
7	7	6535237	SHIFFRIN Mikaela	USA	0.75
12	12	297910	CURTONI Elena	ITA	1.13

#### TOTALS:

FIS Points of Best 5 Started (B)	1.88	
FIS Points of Best 5 at Finish in Top 10 (A)		31.13
Race Points of Corresponding Competitors (C)		48.27
Calculated Penalty (A+B-C):10 =>	-1.526	
Rounded	-1.53	
Category Adder	0.00	
Correction Value (Z)	0.00	
Calculated Penalty	-1.53	
Penalty Applied	0.00	





# AUDI FIS SKI WORLD CUP 2022/23



7th Women's Super-G


SUN 5 MAR 2023

Start Time 10:30

## PERFORMANCE ANALYSIS BY RANK

Number of Competitors: 42 Number of NSAs: 12

Rank	Bib	Name Ski	NSA Code	Positions			Partials		Difference		Speed			
				Pos	Time	Rank	Pos	Time	Rank	Time	Dist.(m)	Pos.	(km/h)	Rank
1	31	ORTLIEB Nina Head	AUT	Int1:	13.55	(14)	11-12:	24.80	(2)	0.29		Sp1	93.04	(5)
				Int2:	38.35	(3)	12-13:	18.93	(23)	0.35		Sp2	102.30	(1)
				Int3:	57.28	(7)	13-14:	13.06	(18)	0.52				
				Int4:	1:10.34	(3)	14-Fin:	18.91	(2)	0.28				
				Fin:	1:29.25	(1)				0.00	0.00	Avg:	87.53	
2	29	VENIER Stephanie Head	AUT	Int1:	13.47	(10)	11-12:	25.30	(10)	0.21		Sp1	92.90	(7)
				Int2:	38.77	(10)	12-13:	18.77	(17)	0.77		Sp2	98.70	(13)
				Int3:	57.54	(9)	13-14:	12.90	(6)	0.78				
				Int4:	1:10.44	(5)	14-Fin:	18.93	(3)	0.38				
				Fin:	1:29.37	(2)				0.12	2.91	Avg:	87.41	
3	26	GRITSCH Franziska Head	AUT	Int1:	13.35	(4)	11-12:	24.65	(1)	0.09		Sp1	94.01	(2)
				Int2:	38.00	(1)	12-13:	18.76	(15)	0.00		Sp2	96.80	(23)
				Int3:	56.76	(1)	13-14:	13.30	(31)	0.00				
				Int4:	1:10.06	(1)	14-Fin:	19.57	(23)	0.00				
				Fin:	1:29.63	(3)				0.38	9.20	Avg:	87.16	
4	16	GOGGIA Sofia Atomic	ITA	Int1:	13.87	(38)	11-12:	25.65	(18)	0.61		Sp1	89.58	(33)
				Int2:	39.52	(25)	12-13:	18.45	(2)	1.52		Sp2	97.40	(20)
				Int3:	57.97	(14)	13-14:	12.65	(1)	1.21				
				Int4:	1:10.62	(7)	14-Fin:	19.32	(10)	0.56				
				Fin:	1:29.94	(4)				0.69	16.65	Avg:	86.86	
5	33	AICHER Emma Head	GER	Int1:	13.55	(14)	11-12:	24.83	(3)	0.29		Sp1	92.32	(11)
				Int2:	38.38	(4)	12-13:	18.63	(8)	0.38		Sp2	94.30	(35)
				Int3:	57.01	(3)	13-14:	13.42	(35)	0.25				
				Int4:	1:10.43	(4)	14-Fin:	19.57	(23)	0.37				
				Fin:	1:30.00	(5)				0.75	18.08	Avg:	86.80	
6	1	FLURY Jasmine Fischer	SUI	Int1:	13.52	(12)	11-12:	25.25	(8)	0.26		Sp1	92.99	(6)
				Int2:	38.77	(10)	12-13:	18.23	(1)	0.77		Sp2	101.60	(2)
				Int3:	57.00	(2)	13-14:	13.17	(20)	0.24				
				Int4:	1:10.17	(2)	14-Fin:	19.96	(39)	0.11				
				Fin:	1:30.13	(6)				0.88	21.19	Avg:	86.67	
7	7	SHIFFRIN Mikaela Atomic	USA	Int1:	13.73	(34)	11-12:	25.88	(28)	0.47		Sp1	89.11	(36)
				Int2:	39.61	(30)	12-13:	18.92	(21)	1.61		Sp2	99.00	(8)
				Int3:	58.53	(29)	13-14:	12.70	(2)	1.77				
				Int4:	1:11.23	(18)	14-Fin:	19.00	(4)	1.17				
				Fin:	1:30.23	(7)				0.98	23.57	Avg:	86.58	
8	21	HOLDENER Wendy Head	SUI	Int1:	13.40	(5)	11-12:	25.72	(21)	0.14		Sp1	92.12	(12)
				Int2:	39.12	(14)	12-13:	18.65	(10)	1.12		Sp2	94.70	(33)
				Int3:	57.77	(10)	13-14:	13.02	(17)	1.01				
				Int4:	1:10.79	(10)	14-Fin:	19.52	(17)	0.73				
				Fin:	1:30.31	(8)				1.06	25.47	Avg:	86.50	



## Kvitfjell (NOR)



7th Women's Super-G


SUN 5 MAR 2023

### PERFORMANCE ANALYSIS BY RANK

Start Time 10:30

Number of Competitors: 42 Number of NSAs: 12

Rank	Bib	Name Ski	NSA Code	Positions			Partials		Difference		Speed			
				Pos	Time	Rank	Pos	Time	Rank	Time	Dist.(m)	Pos.	(km/h)	Rank
9	19	WEIDLE Kira Rossignol	GER	Int1:	13.63	(25)	11-12:	25.54	(13)	0.37		Sp1	90.37	(25)
				Int2:	39.17	(16)	12-13:	18.97	(26)	1.17		Sp2	96.00	(29)
				Int3:	58.14	(19)	13-14:	12.97	(13)	1.38				
				Int4:	1:11.11	(17)	14-Fin:	19.21	(8)	1.05				
				Fin:	1:30.32	(9)				1.07	25.71	Avg:	86.49	
10	39	JENAL Stephanie Atomic	SUI	Int1:	13.34	(3)	11-12:	25.86	(26)	0.08		Sp1	92.84	(8)
				Int2:	39.20	(18)	12-13:	18.64	(9)	1.20		Sp2	98.30	(14)
				Int3:	57.84	(12)	13-14:	13.13	(19)	1.08				
				Int4:	1:10.97	(13)	14-Fin:	19.36	(12)	0.91				
				Fin:	1:30.33	(10)				1.08	25.94	Avg:	86.48	
11	25	FEST Nadine Salomon	AUT	Int1:	13.48	(11)	11-12:	25.28	(9)	0.22		Sp1	92.61	(9)
				Int2:	38.76	(9)	12-13:	18.49	(4)	0.76		Sp2	98.20	(16)
				Int3:	57.25	(6)	13-14:	13.26	(26)	0.49				
				Int4:	1:10.51	(6)	14-Fin:	19.86	(34)	0.45				
				Fin:	1:30.37	(11)				1.12	26.89	Avg:	86.44	
12	12	CURTONI Elena Head	ITA	Int1:	13.83	(37)	11-12:	26.12	(32)	0.57		Sp1	89.68	(32)
				Int2:	39.95	(38)	12-13:	18.48	(3)	1.95		Sp2	97.60	(19)
				Int3:	58.43	(26)	13-14:	12.96	(12)	1.67				
				Int4:	1:11.39	(22)	14-Fin:	19.00	(4)	1.33				
				Fin:	1:30.39	(12)				1.14	27.37	Avg:	86.43	
12	9	SUTER Corinne Head	SUI	Int1:	13.45	(7)	11-12:	25.61	(16)	0.19		Sp1	91.71	(17)
				Int2:	39.06	(13)	12-13:	18.74	(14)	1.06		Sp2	98.30	(14)
				Int3:	57.80	(11)	13-14:	13.22	(24)	1.04				
				Int4:	1:11.02	(14)	14-Fin:	19.37	(13)	0.96				
				Fin:	1:30.39	(12)				1.14	27.37	Avg:	86.43	
14	14	HUETTER Cornelia Head	AUT	Int1:	13.74	(36)	11-12:	25.62	(17)	0.48		Sp1	89.02	(37)
				Int2:	39.36	(20)	12-13:	19.06	(31)	1.36		Sp2	99.50	(6)
				Int3:	58.42	(25)	13-14:	13.18	(21)	1.66				
				Int4:	1:11.60	(27)	14-Fin:	18.82	(1)	1.54				
				Fin:	1:30.42	(14)				1.17	28.08	Avg:	86.40	
15	10	MOWINCKEL Ragnhild Head	NOR	Int1:	13.61	(22)	11-12:	25.95	(30)	0.35		Sp1	89.85	(31)
				Int2:	39.56	(27)	12-13:	18.52	(5)	1.56		Sp2	100.50	(4)
				Int3:	58.08	(16)	13-14:	12.94	(10)	1.32				
				Int4:	1:11.02	(14)	14-Fin:	19.43	(16)	0.96				
				Fin:	1:30.45	(15)				1.20	28.79	Avg:	86.37	
16	22	STUHEC Ilka Kaestle	SLO	Int1:	13.56	(16)	11-12:	25.56	(14)	0.30		Sp1	91.87	(15)
				Int2:	39.12	(14)	12-13:	18.81	(18)	1.12		Sp2	99.80	(5)
				Int3:	57.93	(13)	13-14:	12.93	(9)	1.17				
				Int4:	1:10.86	(12)	14-Fin:	19.66	(26)	0.80				
				Fin:	1:30.52	(16)				1.27	30.45	Avg:	86.30	
17	32	AGER Christina Atomic	AUT	Int1:	13.42	(6)	11-12:	25.12	(6)	0.16		Sp1	93.11	(3)
				Int2:	38.54	(7)	12-13:	18.68	(11)	0.54		Sp2	90.90	(41)
				Int3:	57.22	(4)	13-14:	13.58	(40)	0.46				
				Int4:	1:10.80	(11)	14-Fin:	19.81	(33)	0.74				
				Fin:	1:30.61	(17)				1.36	32.57	Avg:	86.22	
18	17	LIE Kajsja Vickhoff Head	NOR	Int1:	13.57	(18)	11-12:	26.13	(33)	0.31		Sp1	90.40	(24)
				Int2:	39.70	(32)	12-13:	18.58	(7)	1.70		Sp2	100.80	(3)
				Int3:	58.28	(20)	13-14:	12.82	(5)	1.52				
				Int4:	1:11.10	(16)	14-Fin:	19.52	(17)	1.04				
				Fin:	1:30.62	(18)				1.37	32.81	Avg:	86.21	



**Kvitfjell (NOR)**


7th Women's Super-G

SUN 5 MAR 2023

**PERFORMANCE ANALYSIS BY RANK**

Start Time 10:30

Number of Competitors: 42    Number of NSAs: 12

Rank	Bib	Name <small>Ski</small>	NSA <small>Code</small>	Positions			Partials		Difference		Speed			
				Pos	Time	Rank	Pos	Time	Rank	Time	Dist.(m)	Pos.	(km/h)	Rank
19	27	JOHNSON Breezy <small>Atomic</small>	USA	Int1:	13.46	(8)	11-12:	24.86	(4)	0.20		Sp1	92.07	(13)
				Int2:	38.32	(2)	12-13:	19.80	(41)	0.32		Sp2	93.90	(37)
				Int3:	58.12	(18)	13-14:	13.27	(27)	1.36				
				Int4:	1:11.39	(22)	14-Fin:	19.35	(11)	1.33				
				Fin:	1:30.74	(19)				1.49	35.63	Avg:	86.09	
20	15	GUT-BEHRAMI Lara <small>Head</small>	SUI	Int1:	13.64	(26)	11-12:	26.28	(39)	0.38		Sp1	88.66	(39)
				Int2:	39.92	(37)	12-13:	18.52	(5)	1.92		Sp2	96.60	(26)
				Int3:	58.44	(27)	13-14:	12.79	(4)	1.68				
				Int4:	1:11.23	(18)	14-Fin:	19.52	(17)	1.17				
				Fin:	1:30.75	(20)				1.50	35.87	Avg:	86.08	
21	13	BRIGNONE Federica <small>Rossignol</small>	ITA	Int1:	13.73	(34)	11-12:	25.81	(23)	0.47		Sp1	89.58	(33)
				Int2:	39.54	(26)	12-13:	19.17	(33)	1.54		Sp2	96.80	(23)
				Int3:	58.71	(33)	13-14:	12.95	(11)	1.95				
				Int4:	1:11.66	(30)	14-Fin:	19.13	(6)	1.60				
				Fin:	1:30.79	(21)				1.54	36.81	Avg:	86.04	
22	34	REISINGER Elisabeth <small>Head</small>	AUT	Int1:	13.28	(2)	11-12:	25.33	(11)	0.02		Sp1	93.10	(4)
				Int2:	38.61	(8)	12-13:	19.45	(39)	0.61		Sp2	95.40	(31)
				Int3:	58.06	(15)	13-14:	13.42	(35)	1.30				
				Int4:	1:11.48	(25)	14-Fin:	19.38	(14)	1.42				
				Fin:	1:30.86	(22)				1.61	38.45	Avg:	85.98	
23	41	CERUTTI Camille <small>Atomic</small>	FRA	Int1:	13.60	(21)	11-12:	25.83	(24)	0.34		Sp1	91.13	(20)
				Int2:	39.43	(23)	12-13:	18.68	(11)	1.43		Sp2	98.90	(11)
				Int3:	58.11	(17)	13-14:	13.24	(25)	1.35				
				Int4:	1:11.35	(21)	14-Fin:	19.54	(21)	1.29				
				Fin:	1:30.89	(23)				1.64	39.16	Avg:	85.95	
24	40	DURRER Delia <small>Head</small>	SUI	Int1:	13.26	(1)	11-12:	25.12	(6)	0.00		Sp1	94.42	(1)
				Int2:	38.38	(4)	12-13:	18.86	(20)	0.38		Sp2	92.90	(39)
				Int3:	57.24	(5)	13-14:	13.52	(39)	0.48				
				Int4:	1:10.76	(9)	14-Fin:	20.14	(40)	0.70				
				Fin:	1:30.90	(24)				1.65	39.39	Avg:	85.94	
25	4	HAEHLEN Joana <small>Atomic</small>	SUI	Int1:	14.05	(42)	11-12:	26.20	(36)	0.79		Sp1	87.84	(42)
				Int2:	40.25	(40)	12-13:	18.73	(13)	2.25		Sp2	97.10	(21)
				Int3:	58.98	(36)	13-14:	12.78	(3)	2.22				
				Int4:	1:11.76	(33)	14-Fin:	19.15	(7)	1.70				
				Fin:	1:30.91	(25)				1.66	39.62	Avg:	85.93	
26	35	DELAGO Nicol <small>Atomic</small>	ITA	Int1:	13.46	(8)	11-12:	25.42	(12)	0.20		Sp1	92.50	(10)
				Int2:	38.88	(12)	12-13:	19.45	(39)	0.88		Sp2	96.40	(27)
				Int3:	58.33	(22)	13-14:	13.34	(34)	1.57				
				Int4:	1:11.67	(31)	14-Fin:	19.25	(9)	1.61				
				Fin:	1:30.92	(26)				1.67	39.86	Avg:	85.92	
27	28	MELESI Roberta <small>Dynastar</small>	ITA	Int1:	13.69	(31)	11-12:	25.69	(19)	0.43		Sp1	90.03	(28)
				Int2:	39.38	(21)	12-13:	18.92	(21)	1.38		Sp2	99.00	(8)
				Int3:	58.30	(21)	13-14:	12.99	(15)	1.54				
				Int4:	1:11.29	(20)	14-Fin:	19.76	(32)	1.23				
				Fin:	1:31.05	(27)				1.80	42.90	Avg:	85.80	
28	18	TIPPLER Tamara <small>Salomon</small>	AUT	Int1:	13.61	(22)	11-12:	25.56	(14)	0.35		Sp1	90.91	(21)
				Int2:	39.17	(16)	12-13:	19.22	(34)	1.17		Sp2	96.20	(28)
				Int3:	58.39	(24)	13-14:	13.21	(23)	1.63				
				Int4:	1:11.60	(27)	14-Fin:	19.58	(25)	1.54				
				Fin:	1:31.18	(28)				1.93	45.93	Avg:	85.68	



## Kvitfjell (NOR)



7th Women's Super-G


SUN 5 MAR 2023

### PERFORMANCE ANALYSIS BY RANK

Start Time 10:30

Number of Competitors: 42 Number of NSAs: 12

Rank	Bib	Name Ski	NSA Code	Positions			Partials		Difference		Speed			
				Pos	Time	Rank	Pos	Time	Rank	Time	Dist.(m)	Pos.	(km/h)	Rank
29	36	HIRTL-STANGGASSINGER Katrin Head	GER	Int1:	13.65	(27)	11-12:	25.83	(24)	0.39		Sp1	91.80	(16)
				Int2:	39.48	(24)	12-13:	19.01	(29)	1.48		Sp2	99.40	(7)
				Int3:	58.49	(28)	13-14:	12.98	(14)	1.73				
				Int4:	1:11.47	(24)	14-Fin:	19.74	(28)	1.41				
				Fin:	1:31.21	(29)				1.96	46.63	Avg:	85.65	
30	44	GASIENICA-DANIEL Maryna Atomic	POL	Int1:	13.71	(32)	11-12:	25.86	(26)	0.45		Sp1	90.30	(26)
				Int2:	39.57	(28)	12-13:	19.02	(30)	1.57		Sp2	92.90	(39)
				Int3:	58.59	(30)	13-14:	12.92	(8)	1.83				
				Int4:	1:11.51	(26)	14-Fin:	19.75	(31)	1.45				
				Fin:	1:31.26	(30)				2.01	47.79	Avg:	85.60	
31	20	SCHMIDHOFER Nicole Fischer	AUT	Int1:	13.59	(20)	11-12:	26.07	(31)	0.33		Sp1	89.92	(29)
				Int2:	39.66	(31)	12-13:	19.00	(28)	1.66		Sp2	94.80	(32)
				Int3:	58.66	(32)	13-14:	13.31	(33)	1.90				
				Int4:	1:11.97	(35)	14-Fin:	19.39	(15)	1.91				
				Fin:	1:31.36	(31)				2.11	50.12	Avg:	85.51	
32	8	GISIN Michelle Salomon	SUI	Int1:	13.71	(32)	11-12:	26.14	(35)	0.45		Sp1	88.92	(38)
				Int2:	39.85	(34)	12-13:	18.93	(23)	1.85		Sp2	98.80	(12)
				Int3:	58.78	(35)	13-14:	12.91	(7)	2.02				
				Int4:	1:11.69	(32)	14-Fin:	19.74	(28)	1.63				
				Fin:	1:31.43	(32)				2.18	51.74	Avg:	85.44	
33	38	SMADJA CLEMENT Karen Head	FRA	Int1:	13.67	(30)	11-12:	25.71	(20)	0.41		Sp1	91.20	(19)
				Int2:	39.38	(21)	12-13:	18.96	(25)	1.38		Sp2	97.80	(18)
				Int3:	58.34	(23)	13-14:	13.30	(31)	1.58				
				Int4:	1:11.64	(29)	14-Fin:	19.88	(35)	1.58				
				Fin:	1:31.52	(33)				2.27	53.82	Avg:	85.36	
34	24	NUFER Priska Dynastar	SUI	Int1:	13.66	(29)	11-12:	25.91	(29)	0.40		Sp1	89.92	(29)
				Int2:	39.57	(28)	12-13:	19.07	(32)	1.57		Sp2	95.80	(30)
				Int3:	58.64	(31)	13-14:	13.27	(27)	1.88				
				Int4:	1:11.91	(34)	14-Fin:	19.74	(28)	1.85				
				Fin:	1:31.65	(34)				2.40	56.82	Avg:	85.24	
35	6	WORLEY Tessa Rossignol	FRA	Int1:	13.95	(41)	11-12:	26.63	(42)	0.69		Sp1	88.32	(41)
				Int2:	40.58	(42)	12-13:	18.76	(15)	2.58		Sp2	96.90	(22)
				Int3:	59.34	(40)	13-14:	12.99	(15)	2.58				
				Int4:	1:12.33	(36)	14-Fin:	19.56	(22)	2.27				
				Fin:	1:31.89	(35)				2.64	62.34	Avg:	85.01	
36	2	SIEBENHOFER Ramona Fischer	AUT	Int1:	13.54	(13)	11-12:	24.95	(5)	0.28		Sp1	91.89	(14)
				Int2:	38.49	(6)	12-13:	18.81	(18)	0.49		Sp2	94.40	(34)
				Int3:	57.30	(8)	13-14:	13.44	(37)	0.54				
				Int4:	1:10.74	(8)	14-Fin:	21.22	(42)	0.68				
				Fin:	1:31.96	(36)				2.71	63.95	Avg:	84.95	
37	47	FLECKENSTEIN Stefanie Rossignol	CAN	Int1:	13.62	(24)	11-12:	26.25	(38)	0.36		Sp1	90.19	(27)
				Int2:	39.87	(35)	12-13:	19.36	(36)	1.87		Sp2	98.20	(16)
				Int3:	59.23	(39)	13-14:	13.27	(27)	2.47				
				Int4:	1:12.50	(39)	14-Fin:	19.53	(20)	2.44				
				Fin:	1:32.03	(37)				2.78	65.55	Avg:	84.89	
38	43	CASHMAN Keely Rossignol	USA	Int1:	13.56	(16)	11-12:	25.74	(22)	0.30		Sp1	91.44	(18)
				Int2:	39.30	(19)	12-13:	19.43	(37)	1.30		Sp2	96.80	(23)
				Int3:	58.73	(34)	13-14:	13.73	(41)	1.97				
				Int4:	1:12.46	(37)	14-Fin:	19.88	(35)	2.40				
				Fin:	1:32.34	(38)				3.09	72.62	Avg:	84.60	





## Kvitfjell (NOR)



7th Women's Super-G

SUN 5 MAR 2023

### PERFORMANCE ANALYSIS BY RANK

Start Time 10:30

Number of Competitors: 42 Number of NSAs: 12

Rank	Bib	Name Ski	NSA Code	Positions			Partials		Difference		Speed				
				Pos	Time	Rank	Pos	Time	Rank	Time	Dist.(m)	Pos.	(km/h)	Rank	
39	5	GAUCHE Laura Head	FRA	Int1:	13.91	(40)	11-12:	26.59	(41)	0.65		Sp1	88.66	(39)	
				Int2:	40.50	(41)	12-13:	18.97	(26)	2.50					
				Int3:	59.47	(41)	13-14:	13.19	(22)	2.71					
				Int4:	1:12.66	(41)	14-Fin:	19.69	(27)	2.60					
				Fin:	1:32.35	(39)				3.10	72.84	Avg:	84.59		
40	46	MACUGA Lauren Rossignol	USA	Int1:	13.57	(18)	11-12:	26.32	(40)	0.31		Sp1	90.69	(22)	
				Int2:	39.89	(36)	12-13:	19.32	(35)	1.89		Sp2	93.20	(38)	
				Int3:	59.21	(37)	13-14:	13.44	(37)	2.45					
				Int4:	1:12.65	(40)	14-Fin:	19.94	(38)	2.59					
				Fin:	1:32.59	(40)				3.34	78.28	Avg:	84.37		
41	48	MORENO Cande Head	AND	Int1:	13.65	(27)	11-12:	26.13	(33)	0.39		Sp1	90.45	(23)	
				Int2:	39.78	(33)	12-13:	19.43	(37)	1.78		Sp2	94.10	(36)	
				Int3:	59.21	(37)	13-14:	13.28	(30)	2.45					
				Int4:	1:12.49	(38)	14-Fin:	20.46	(41)	2.43					
				Fin:	1:32.95	(41)				3.70	86.38	Avg:	84.05		
42	49	SMALL Greta Atomic	AUS	Int1:	13.90	(39)	11-12:	26.21	(37)	0.64		Sp1	89.26	(35)	
				Int2:	40.11	(39)	12-13:	20.01	(42)	2.11		Sp2	99.00	(8)	
				Int3:	1:00.12	(42)	13-14:	14.02	(42)	3.36					
				Int4:	1:14.14	(42)	14-Fin:	19.91	(37)	4.08					
				Fin:	1:34.05	(42)				4.80	110.75	Avg:	83.06		

Intermediate Time Positions : Int. 1 = Inter1 Int. 2 = Inter2 Int. 3 = Inter3  
 Int. 4 = Inter4  
 Speed Measurement Positions : Sp 1 = Speed 1 Sp 2 = Speed 2

Legend:							
Avg	Average	Dist.(m)	Distance in metres	Fin	Finish	Int	Intermediate
ix	Intermediate x	Pos.	Intermediate or speed position			Sp	Speed trap







# AUDI FIS SKI WORLD CUP 2022/23



7th Women's Super-G


SUN 5 MAR 2023

## PERFORMANCE ANALYSIS BY BIB

Start Time 10:30

Number of Competitors: 49 Number of NSAs: 14

Bib	Name Ski	NSA Code	Positions			Partials		Difference		Speed				
			Pos	Time	Rank	Pos	Time	Rank	Time	Dist.(m)	Pos.	(km/h)	Rank	
1	<b>FLURY Jasmine</b> Fischer	SUI	Int1:	13.52	(14)	11-12:	25.25	(10)	0.26		Sp1	92.99	(6)	
			Int2:	38.77	(12)	12-13:	18.23	(1)	0.77		Sp2	101.60	(2)	
			Int3:	57.00	(2)	13-14:	13.17	(21)	0.24					
			Int4:	1:10.17	(2)	14-Fin:	19.96	(39)	0.11					
			Fin:	1:30.13	(6)				0.88	21.19	Avg:	86.67		
2	<b>SIEBENHOFER Ramona</b> Fischer	AUT	Int1:	13.54	(16)	11-12:	24.95	(5)	0.28		Sp1	91.89	(17)	
			Int2:	38.49	(6)	12-13:	18.81	(19)	0.49		Sp2	94.40	(34)	
			Int3:	57.30	(8)	13-14:	13.44	(38)	0.54					
			Int4:	1:10.74	(9)	14-Fin:	21.22	(42)	0.68					
			Fin:	1:31.96	(36)				2.71	63.95	Avg:	84.95		
3	<b>ROBINSON Alice</b> Salomon	NZL	Int1:	13.63	(29)	11-12:	25.43	(16)	0.37		Sp1	91.49	(21)	
			Int2:	39.06	(16)	12-13:	18.59	(8)	1.06					
			Int3:	57.65	(10)	13-14:	12.74	(3)	0.89					
			Int4:	1:10.39	(4)	14-Fin:			0.33					
			Fin:	DNF							Avg:			
4	<b>HAEHLEN Joana</b> Atomic	SUI	Int1:	14.05	(47)	11-12:	26.20	(41)	0.79		Sp1	87.84	(47)	
			Int2:	40.25	(45)	12-13:	18.73	(14)	2.25		Sp2	97.10	(21)	
			Int3:	58.98	(37)	13-14:	12.78	(4)	2.22					
			Int4:	1:11.76	(34)	14-Fin:	19.15	(7)	1.70					
			Fin:	1:30.91	(25)				1.66	39.62	Avg:	85.93		
5	<b>GAUCHE Laura</b> Head	FRA	Int1:	13.91	(45)	11-12:	26.59	(46)	0.65		Sp1	88.66	(44)	
			Int2:	40.50	(46)	12-13:	18.97	(27)	2.50					
			Int3:	59.47	(42)	13-14:	13.19	(23)	2.71					
			Int4:	1:12.66	(42)	14-Fin:	19.69	(27)	2.60					
			Fin:	1:32.35	(39)				3.10	72.84	Avg:	84.59		
6	<b>WORLEY Tessa</b> Rossignol	FRA	Int1:	13.95	(46)	11-12:	26.63	(47)	0.69		Sp1	88.32	(46)	
			Int2:	40.58	(47)	12-13:	18.76	(16)	2.58		Sp2	96.90	(22)	
			Int3:	59.34	(41)	13-14:	12.99	(16)	2.58					
			Int4:	1:12.33	(37)	14-Fin:	19.56	(22)	2.27					
			Fin:	1:31.89	(35)				2.64	62.34	Avg:	85.01		
7	<b>SHIFFRIN Mikaela</b> Atomic	USA	Int1:	13.73	(39)	11-12:	25.88	(33)	0.47		Sp1	89.11	(41)	
			Int2:	39.61	(35)	12-13:	18.92	(22)	1.61		Sp2	99.00	(8)	
			Int3:	58.53	(30)	13-14:	12.70	(2)	1.77					
			Int4:	1:11.23	(19)	14-Fin:	19.00	(4)	1.17					
			Fin:	1:30.23	(7)				0.98	23.57	Avg:	86.58		
8	<b>GISIN Michelle</b> Salomon	SUI	Int1:	13.71	(37)	11-12:	26.14	(40)	0.45		Sp1	88.92	(43)	
			Int2:	39.85	(39)	12-13:	18.93	(24)	1.85		Sp2	98.80	(12)	
			Int3:	58.78	(36)	13-14:	12.91	(8)	2.02					
			Int4:	1:11.69	(33)	14-Fin:	19.74	(28)	1.63					
			Fin:	1:31.43	(32)				2.18	51.74	Avg:	85.44		



## Kvitfjell (NOR)



7th Women's Super-G


SUN 5 MAR 2023

### PERFORMANCE ANALYSIS BY BIB

Start Time 10:30

Number of Competitors: 49    Number of NSAs: 14

Bib	Name Ski	NSA Code	Positions			Partials		Difference		Speed				
			Pos	Time	Rank	Pos	Time	Rank	Time	Dist.(m)	Pos.	(km/h)	Rank	
9	<b>SUTER Corinne</b> Head	SUI	Int1:	13.45	(8)	11-12:	25.61	(20)	0.19		Sp1	91.71	(20)	
			Int2:	39.06	(16)	12-13:	18.74	(15)	1.06		Sp2	98.30	(14)	
			Int3:	57.80	(12)	13-14:	13.22	(25)	1.04					
			Int4:	1:11.02	(15)	14-Fin:	19.37	(13)	0.96					
			Fin:	1:30.39	(12)				1.14	27.37	Avg:	86.43		
10	<b>MOWINCKEL Ragnhild</b> Head	NOR	Int1:	13.61	(26)	11-12:	25.95	(35)	0.35		Sp1	89.85	(36)	
			Int2:	39.56	(32)	12-13:	18.52	(5)	1.56		Sp2	100.50	(4)	
			Int3:	58.08	(17)	13-14:	12.94	(11)	1.32					
			Int4:	1:11.02	(15)	14-Fin:	19.43	(16)	0.96					
			Fin:	1:30.45	(15)				1.20	28.79	Avg:	86.37		
11	<b>PUCHNER Mirjam</b> Atomic	AUT	Int1:	13.60	(24)	11-12:	25.19	(8)	0.34		Sp1	91.90	(16)	
			Int2:	38.79	(14)	12-13:			0.79					
			Int3:			13-14:								
			Int4:			14-Fin:								
			Fin:	DNF								Avg:		
12	<b>CURTONI Elena</b> Head	ITA	Int1:	13.83	(42)	11-12:	26.12	(37)	0.57		Sp1	89.68	(37)	
			Int2:	39.95	(43)	12-13:	18.48	(3)	1.95		Sp2	97.60	(19)	
			Int3:	58.43	(27)	13-14:	12.96	(13)	1.67					
			Int4:	1:11.39	(23)	14-Fin:	19.00	(4)	1.33					
			Fin:	1:30.39	(12)				1.14	27.37	Avg:	86.43		
13	<b>BRIGNONE Federica</b> Rossignol	ITA	Int1:	13.73	(39)	11-12:	25.81	(28)	0.47		Sp1	89.58	(38)	
			Int2:	39.54	(31)	12-13:	19.17	(34)	1.54		Sp2	96.80	(23)	
			Int3:	58.71	(34)	13-14:	12.95	(12)	1.95					
			Int4:	1:11.66	(31)	14-Fin:	19.13	(6)	1.60					
			Fin:	1:30.79	(21)				1.54	36.81	Avg:	86.04		
14	<b>HUETTER Cornelia</b> Head	AUT	Int1:	13.74	(41)	11-12:	25.62	(21)	0.48		Sp1	89.02	(42)	
			Int2:	39.36	(25)	12-13:	19.06	(32)	1.36		Sp2	99.50	(6)	
			Int3:	58.42	(26)	13-14:	13.18	(22)	1.66					
			Int4:	1:11.60	(28)	14-Fin:	18.82	(1)	1.54					
			Fin:	1:30.42	(14)				1.17	28.08	Avg:	86.40		
15	<b>GUT-BEHRAMI Lara</b> Head	SUI	Int1:	13.64	(31)	11-12:	26.28	(44)	0.38		Sp1	88.66	(44)	
			Int2:	39.92	(42)	12-13:	18.52	(5)	1.92		Sp2	96.60	(26)	
			Int3:	58.44	(28)	13-14:	12.79	(5)	1.68					
			Int4:	1:11.23	(19)	14-Fin:	19.52	(17)	1.17					
			Fin:	1:30.75	(20)				1.50	35.87	Avg:	86.08		
16	<b>GOGGIA Sofia</b> Atomic	ITA	Int1:	13.87	(43)	11-12:	25.65	(22)	0.61		Sp1	89.58	(38)	
			Int2:	39.52	(30)	12-13:	18.45	(2)	1.52		Sp2	97.40	(20)	
			Int3:	57.97	(15)	13-14:	12.65	(1)	1.21					
			Int4:	1:10.62	(8)	14-Fin:	19.32	(10)	0.56					
			Fin:	1:29.94	(4)				0.69	16.65	Avg:	86.86		
17	<b>LIE Kajsja Vickhoff</b> Head	NOR	Int1:	13.57	(21)	11-12:	26.13	(38)	0.31		Sp1	90.40	(29)	
			Int2:	39.70	(37)	12-13:	18.58	(7)	1.70		Sp2	100.80	(3)	
			Int3:	58.28	(21)	13-14:	12.82	(6)	1.52					
			Int4:	1:11.10	(17)	14-Fin:	19.52	(17)	1.04					
			Fin:	1:30.62	(18)				1.37	32.81	Avg:	86.21		
18	<b>TIPPLER Tamara</b> Salomon	AUT	Int1:	13.61	(26)	11-12:	25.56	(18)	0.35		Sp1	90.91	(25)	
			Int2:	39.17	(20)	12-13:	19.22	(35)	1.17		Sp2	96.20	(28)	
			Int3:	58.39	(25)	13-14:	13.21	(24)	1.63					
			Int4:	1:11.60	(28)	14-Fin:	19.58	(25)	1.54					
			Fin:	1:31.18	(28)				1.93	45.93	Avg:	85.68		



## Kvitfjell (NOR)



7th Women's Super-G


SUN 5 MAR 2023

### PERFORMANCE ANALYSIS BY BIB

Start Time 10:30

Number of Competitors: 49 Number of NSAs: 14

Bib	Name Ski	NSA Code	Positions			Partials		Difference		Speed				
			Pos	Time	Rank	Pos	Time	Rank	Time	Dist.(m)	Pos.	(km/h)	Rank	
19	<b>WEIDLE Kira</b> Rossignol	GER	Int1:	13.63	(29)	11-12:	25.54	(17)	0.37		Sp1	90.37	(30)	
			Int2:	39.17	(20)	12-13:	18.97	(27)	1.17		Sp2	96.00	(29)	
			Int3:	58.14	(20)	13-14:	12.97	(14)	1.38					
			Int4:	1:11.11	(18)	14-Fin:	19.21	(8)	1.05					
			Fin:	1:30.32	(9)				1.07	25.71	Avg:	86.49		
20	<b>SCHMIDHOFER Nicole</b> Fischer	AUT	Int1:	13.59	(23)	11-12:	26.07	(36)	0.33		Sp1	89.92	(34)	
			Int2:	39.66	(36)	12-13:	19.00	(29)	1.66		Sp2	94.80	(32)	
			Int3:	58.66	(33)	13-14:	13.31	(34)	1.90					
			Int4:	1:11.97	(36)	14-Fin:	19.39	(15)	1.91					
			Fin:	1:31.36	(31)				2.11	50.12	Avg:	85.51		
21	<b>HOLDENER Wendy</b> Head	SUI	Int1:	13.40	(6)	11-12:	25.72	(26)	0.14		Sp1	92.12	(13)	
			Int2:	39.12	(18)	12-13:	18.65	(11)	1.12		Sp2	94.70	(33)	
			Int3:	57.77	(11)	13-14:	13.02	(18)	1.01					
			Int4:	1:10.79	(11)	14-Fin:	19.52	(17)	0.73					
			Fin:	1:30.31	(8)				1.06	25.47	Avg:	86.50		
22	<b>STUHEC Ilka</b> Kaestle	SLO	Int1:	13.56	(19)	11-12:	25.56	(18)	0.30		Sp1	91.87	(18)	
			Int2:	39.12	(18)	12-13:	18.81	(19)	1.12		Sp2	99.80	(5)	
			Int3:	57.93	(14)	13-14:	12.93	(10)	1.17					
			Int4:	1:10.86	(13)	14-Fin:	19.66	(26)	0.80					
			Fin:	1:30.52	(16)				1.27	30.45	Avg:	86.30		
23	<b>GRENIER Valerie</b> Rossignol	CAN	Int1:	13.53	(15)	11-12:	25.68	(23)	0.27		Sp1	90.53	(27)	
			Int2:	39.21	(23)	12-13:			1.21					
			Int3:			13-14:								
			Int4:			14-Fin:								
			Fin:	DNF										
24	<b>NUFER Priska</b> Dynastar	SUI	Int1:	13.66	(34)	11-12:	25.91	(34)	0.40		Sp1	89.92	(34)	
			Int2:	39.57	(33)	12-13:	19.07	(33)	1.57		Sp2	95.80	(30)	
			Int3:	58.64	(32)	13-14:	13.27	(28)	1.88					
			Int4:	1:11.91	(35)	14-Fin:	19.74	(28)	1.85					
			Fin:	1:31.65	(34)				2.40	56.82	Avg:	85.24		
25	<b>FEST Nadine</b> Salomon	AUT	Int1:	13.48	(12)	11-12:	25.28	(11)	0.22		Sp1	92.61	(10)	
			Int2:	38.76	(11)	12-13:	18.49	(4)	0.76		Sp2	98.20	(16)	
			Int3:	57.25	(6)	13-14:	13.26	(27)	0.49					
			Int4:	1:10.51	(7)	14-Fin:	19.86	(34)	0.45					
			Fin:	1:30.37	(11)				1.12	26.89	Avg:	86.44		
26	<b>GRITSCH Franziska</b> Head	AUT	Int1:	13.35	(5)	11-12:	24.65	(1)	0.09		Sp1	94.01	(2)	
			Int2:	38.00	(1)	12-13:	18.76	(16)	0.00		Sp2	96.80	(23)	
			Int3:	56.76	(1)	13-14:	13.30	(32)	0.00					
			Int4:	1:10.06	(1)	14-Fin:	19.57	(23)	0.00					
			Fin:	1:29.63	(3)				0.38	9.20	Avg:	87.16		
27	<b>JOHNSON Breezy</b> Atomic	USA	Int1:	13.46	(9)	11-12:	24.86	(4)	0.20		Sp1	92.07	(14)	
			Int2:	38.32	(2)	12-13:	19.80	(42)	0.32		Sp2	93.90	(37)	
			Int3:	58.12	(19)	13-14:	13.27	(28)	1.36					
			Int4:	1:11.39	(23)	14-Fin:	19.35	(11)	1.33					
			Fin:	1:30.74	(19)				1.49	35.63	Avg:	86.09		
28	<b>MELESI Roberta</b> Dynastar	ITA	Int1:	13.69	(36)	11-12:	25.69	(24)	0.43		Sp1	90.03	(33)	
			Int2:	39.38	(26)	12-13:	18.92	(22)	1.38		Sp2	99.00	(8)	
			Int3:	58.30	(22)	13-14:	12.99	(16)	1.54					
			Int4:	1:11.29	(21)	14-Fin:	19.76	(32)	1.23					
			Fin:	1:31.05	(27)				1.80	42.90	Avg:	85.80		



## Kvitfjell (NOR)



7th Women's Super-G


SUN 5 MAR 2023

### PERFORMANCE ANALYSIS BY BIB

Start Time 10:30

Number of Competitors: 49    Number of NSAs: 14

Bib	Name Ski	NSA Code	Positions			Partials		Difference		Speed			
			Pos	Time	Rank	Pos	Time	Rank	Time	Dist.(m)	Pos.	(km/h)	Rank
29	VENIER Stephanie Head	AUT	Int1:	13.47	(11)	11-12:	25.30	(12)	0.21		Sp1	92.90	(7)
			Int2:	38.77	(12)	12-13:	18.77	(18)	0.77		Sp2	98.70	(13)
			Int3:	57.54	(9)	13-14:	12.90	(7)	0.78				
			Int4:	1:10.44	(6)	14-Fin:	18.93	(3)	0.38				
			Fin:	1:29.37	(2)				0.12	2.91	Avg:	87.41	
30	PIROVANO Laura Head	ITA	Int1:	13.32	(3)	11-12:	25.39	(14)	0.06		Sp1	92.64	(9)
			Int2:	38.71	(9)	12-13:			0.71				
			Int3:			13-14:							
			Int4:			14-Fin:							
			Fin:	DNF								Avg:	
31	ORTLIEB Nina Head	AUT	Int1:	13.55	(17)	11-12:	24.80	(2)	0.29		Sp1	93.04	(5)
			Int2:	38.35	(3)	12-13:	18.93	(24)	0.35		Sp2	102.30	(1)
			Int3:	57.28	(7)	13-14:	13.06	(19)	0.52				
			Int4:	1:10.34	(3)	14-Fin:	18.91	(2)	0.28				
			Fin:	1:29.25	(1)				0.00	0.00	Avg:	87.53	
32	AGER Christina Atomic	AUT	Int1:	13.42	(7)	11-12:	25.12	(6)	0.16		Sp1	93.11	(3)
			Int2:	38.54	(7)	12-13:	18.68	(12)	0.54		Sp2	90.90	(41)
			Int3:	57.22	(4)	13-14:	13.58	(41)	0.46				
			Int4:	1:10.80	(12)	14-Fin:	19.81	(33)	0.74				
			Fin:	1:30.61	(17)				1.36	32.57	Avg:	86.22	
33	AICHER Emma Head	GER	Int1:	13.55	(17)	11-12:	24.83	(3)	0.29		Sp1	92.32	(12)
			Int2:	38.38	(4)	12-13:	18.63	(9)	0.38		Sp2	94.30	(35)
			Int3:	57.01	(3)	13-14:	13.42	(36)	0.25				
			Int4:	1:10.43	(5)	14-Fin:	19.57	(23)	0.37				
			Fin:	1:30.00	(5)				0.75	18.08	Avg:	86.80	
34	REISINGER Elisabeth Head	AUT	Int1:	13.28	(2)	11-12:	25.33	(13)	0.02		Sp1	93.10	(4)
			Int2:	38.61	(8)	12-13:	19.45	(40)	0.61		Sp2	95.40	(31)
			Int3:	58.06	(16)	13-14:	13.42	(36)	1.30				
			Int4:	1:11.48	(26)	14-Fin:	19.38	(14)	1.42				
			Fin:	1:30.86	(22)				1.61	38.45	Avg:	85.98	
35	DELAGO Nicol Atomic	ITA	Int1:	13.46	(9)	11-12:	25.42	(15)	0.20		Sp1	92.50	(11)
			Int2:	38.88	(15)	12-13:	19.45	(40)	0.88		Sp2	96.40	(27)
			Int3:	58.33	(23)	13-14:	13.34	(35)	1.57				
			Int4:	1:11.67	(32)	14-Fin:	19.25	(9)	1.61				
			Fin:	1:30.92	(26)				1.67	39.86	Avg:	85.92	
36	HIRTL-STANGGASSINGER Katrin Head	GER	Int1:	13.65	(32)	11-12:	25.83	(29)	0.39		Sp1	91.80	(19)
			Int2:	39.48	(29)	12-13:	19.01	(30)	1.48		Sp2	99.40	(7)
			Int3:	58.49	(29)	13-14:	12.98	(15)	1.73				
			Int4:	1:11.47	(25)	14-Fin:	19.74	(28)	1.41				
			Fin:	1:31.21	(29)				1.96	46.63	Avg:	85.65	
37	DELAGO Nadia Atomic	ITA	Int1:			11-12:							
			Int2:			12-13:							
			Int3:			13-14:							
			Int4:			14-Fin:							
			Fin:	DNF								Avg:	
38	SMADJA CLEMENT Karen Head	FRA	Int1:	13.67	(35)	11-12:	25.71	(25)	0.41		Sp1	91.20	(23)
			Int2:	39.38	(26)	12-13:	18.96	(26)	1.38		Sp2	97.80	(18)
			Int3:	58.34	(24)	13-14:	13.30	(32)	1.58				
			Int4:	1:11.64	(30)	14-Fin:	19.88	(35)	1.58				
			Fin:	1:31.52	(33)				2.27	53.82	Avg:	85.36	



## Kvitfjell (NOR)



7th Women's Super-G

SUN 5 MAR 2023

Start Time 10:30

### PERFORMANCE ANALYSIS BY BIB

Number of Competitors: 49 Number of NSAs: 14

Bib	Name Ski	NSA Code	Positions			Partials		Difference		Speed				
			Pos	Time	Rank	Pos	Time	Rank	Time	Dist.(m)	Pos.	(km/h)	Rank	
39	JENAL Stephanie Atomic	SUI	Int1:	13.34	(4)	11-12:	25.86	(31)	0.08		Sp1	92.84	(8)	
			Int2:	39.20	(22)	12-13:	18.64	(10)	1.20		Sp2	98.30	(14)	
			Int3:	57.84	(13)	13-14:	13.13	(20)	1.08					
			Int4:	1:10.97	(14)	14-Fin:	19.36	(12)	0.91					
			Fin:	1:30.33	(10)				1.08	25.94	Avg:	86.48		
40	DURRER Delia Head	SUI	Int1:	13.26	(1)	11-12:	25.12	(6)	0.00		Sp1	94.42	(1)	
			Int2:	38.38	(4)	12-13:	18.86	(21)	0.38		Sp2	92.90	(39)	
			Int3:	57.24	(5)	13-14:	13.52	(40)	0.48					
			Int4:	1:10.76	(10)	14-Fin:	20.14	(40)	0.70					
			Fin:	1:30.90	(24)				1.65	39.39	Avg:	85.94		
41	CERUTTI Camille Atomic	FRA	Int1:	13.60	(24)	11-12:	25.83	(29)	0.34		Sp1	91.13	(24)	
			Int2:	39.43	(28)	12-13:	18.68	(12)	1.43		Sp2	98.90	(11)	
			Int3:	58.11	(18)	13-14:	13.24	(26)	1.35					
			Int4:	1:11.35	(22)	14-Fin:	19.54	(21)	1.29					
			Fin:	1:30.89	(23)				1.64	39.16	Avg:	85.95		
42	WRIGHT Isabella Atomic	USA	Int1:	13.51	(13)	11-12:	25.20	(9)	0.25		Sp1	92.06	(15)	
			Int2:	38.71	(9)	12-13:			0.71					
			Int3:			13-14:								
			Int4:			14-Fin:								
			Fin:	DNF										
43	CASHMAN Keely Rossignol	USA	Int1:	13.56	(19)	11-12:	25.74	(27)	0.30		Sp1	91.44	(22)	
			Int2:	39.30	(24)	12-13:	19.43	(38)	1.30		Sp2	96.80	(23)	
			Int3:	58.73	(35)	13-14:	13.73	(42)	1.97					
			Int4:	1:12.46	(38)	14-Fin:	19.88	(35)	2.40					
			Fin:	1:32.34	(38)				3.09	72.62	Avg:	84.60		
44	GASIENICA-DANIEL Maryna Atomic	POL	Int1:	13.71	(37)	11-12:	25.86	(31)	0.45		Sp1	90.30	(31)	
			Int2:	39.57	(33)	12-13:	19.02	(31)	1.57		Sp2	92.90	(39)	
			Int3:	58.59	(31)	13-14:	12.92	(9)	1.83					
			Int4:	1:11.51	(27)	14-Fin:	19.75	(31)	1.45					
			Fin:	1:31.26	(30)				2.01	47.79	Avg:	85.60		
45	MUZAFERIJA Elvedina Atomic	BIH	Int1:			11-12:								
			Int2:			12-13:								
			Int3:			13-14:								
			Int4:			14-Fin:								
			Fin:	DNF										
46	MACUGA Lauren Rossignol	USA	Int1:	13.57	(21)	11-12:	26.32	(45)	0.31		Sp1	90.69	(26)	
			Int2:	39.89	(41)	12-13:	19.32	(36)	1.89		Sp2	93.20	(38)	
			Int3:	59.21	(38)	13-14:	13.44	(38)	2.45					
			Int4:	1:12.65	(41)	14-Fin:	19.94	(38)	2.59					
			Fin:	1:32.59	(40)				3.34	78.28	Avg:	84.37		
47	FLECKENSTEIN Stefanie Rossignol	CAN	Int1:	13.62	(28)	11-12:	26.25	(43)	0.36		Sp1	90.19	(32)	
			Int2:	39.87	(40)	12-13:	19.36	(37)	1.87		Sp2	98.20	(16)	
			Int3:	59.23	(40)	13-14:	13.27	(28)	2.47					
			Int4:	1:12.50	(40)	14-Fin:	19.53	(20)	2.44					
			Fin:	1:32.03	(37)				2.78	65.55	Avg:	84.89		
48	MORENO Cande Head	AND	Int1:	13.65	(32)	11-12:	26.13	(38)	0.39		Sp1	90.45	(28)	
			Int2:	39.78	(38)	12-13:	19.43	(38)	1.78		Sp2	94.10	(36)	
			Int3:	59.21	(38)	13-14:	13.28	(31)	2.45					
			Int4:	1:12.49	(39)	14-Fin:	20.46	(41)	2.43					
			Fin:	1:32.95	(41)				3.70	86.38	Avg:	84.05		




Number of Competitors: 49 Number of NSAs: 14

Bib	Name Ski	NSA Code	Positions			Partials		Difference		Speed				
			Pos	Time	Rank	Pos	Time	Rank	Time	Dist.(m)	Pos.	(km/h)	Rank	
49	<b>SMALL Greta</b> Atomic	AUS	Int1:	13.90	(44)	11-12:	26.21	(42)	0.64		Sp1	89.26	(40)	
			Int2:	40.11	(44)	12-13:	20.01	(43)	2.11		Sp2	99.00	(8)	
			Int3:	1:00.12	(43)	13-14:	14.02	(43)	3.36					
			Int4:	1:14.14	(43)	14-Fin:	19.91	(37)	4.08					
			Fin:	1:34.05	(42)				4.80	110.75	Avg:	83.06		

Intermediate Time Positions : Int. 1 = Inter1 Int. 2 = Inter2 Int. 3 = Inter3  
 Int. 4 = Inter4  
 Speed Measurement Positions : Sp 1 = Speed 1 Sp 2 = Speed 2

<b>Legend:</b>	<b>Avg</b> Average	<b>Dist.(m)</b> Distance in metres	<b>DNF</b> Did Not Finish	<b>DNS</b> Did Not Start
	<b>Fin</b> Finish	<b>Int</b> Intermediate	<b>Ix</b> Intermediate x	
	<b>Pos.</b> Intermediate or speed position		<b>Sp</b> Speed trap	





**Kvitfjell (NOR)**

7th Women's Super-G

**FIS WORLD CUP STANDINGS**

4 DEC 2022 Lake Louise (CAN)

18 DEC 2022 St. Moritz (SUI)

14 JAN 2023 St. Anton (AUT)

15 JAN 2023 St. Anton (AUT)

22 JAN 2023 Cortina d' Ampezzo (ITA)

3 MAR 2023 Kvitfjell (NOR)

5 MAR 2023 Kvitfjell (NOR)

Number of Competitors: 50, Number of NSAs: 12

Rank	FIS Code	Name	NSA Code	1	2	3	4	5	6	7	WC Points	Diff.
1	297910	CURTONI Elena	ITA	40	80	20	50	40	80	22	332	
2	516138	GUT-BEHRAMI Lara	SUI	-	32	60	100	50	60	11	313	19
3	56128	HUETTER Cornelia	AUT	80	-	29	-	80	100	18	307	25
4	425929	MOWINCKEL Ragnhild	NOR	60	40	40	32	100	18	16	306	26
5	297601	BRIGNONE Federica	ITA	5	24	100	80	24	45	10	288	44
6	6535237	SHIFFRIN Mikaela	USA	-	100	-	-	36	50	36	222	110
7	516319	SUTER Corinne	SUI	100	16	16	26	-	29	22	209	123
8	56125	PUCHNER Mirjam	AUT	50	36	24	15	32	32	-	189	143
9	299276	BASSINO Marta	ITA	16	-	32	60	60	-	-	168	164
10	56177	VENIER Stephanie	AUT	15	6	12	11	10	29	80	163	169
11	197497	MIRADOLI Romane	FRA	20	60	-	36	45	-	-	161	171
12	516284	GISIN Michelle	SUI	24	50	-	40	26	13	-	153	179
13	206668	WEIDLE Kira	GER	22	-	36	13	29	22	29	151	181
14	516185	HAEHLEN Joana	SUI	11	20	80	-	22	11	6	150	182
14	196928	WORLEY Tessa	FRA	14	13	50	22	11	40	-	150	182
16	56087	SIEBENHOFER Ramona	AUT	36	26	9	45	18	15	-	149	183
17	298323	GOGGIA Sofia	ITA	45	45	-	-	-	-	50	140	192
18	516248	FLURY Jasmine	SUI	26	12	11	24	-	24	40	137	195
19	55970	SCHMIDHOFER Nicole	AUT	18	29	10	29	14	20	-	120	212
20	56328	ORTLIEB Nina	AUT	-	-	-	5	-	2	100	107	225
21	56392	GRITSCH Franziska	AUT	-	-	-	-	-	36	60	96	236
22	426257	LIE Kajsa Vickhoff	NOR	13	10	-	16	13	12	13	77	255
23	516280	HOLDENER Wendy	SUI	-	10	-	-	18	14	32	74	258
24	197641	GAUCHE Laura	FRA	-	22	26	-	15	10	-	73	259
25	415232	ROBINSON Alice	NZL	13	18	22	-	9	10	-	72	260
26	56088	TIPPLER Tamara	AUT	9	7	45	-	7	-	3	71	261
26	299624	PIROVANO Laura	ITA	29	3	15	8	-	16	-	71	261
28	507168	AICHER Emma	GER	10	-	-	-	-	4	45	59	273
29	105269	GAGNON Marie-Michele	CAN	32	-	5	20	-	-	-	57	275
30	565360	STUHEC Ilka	SLO	2	14	-	-	20	-	15	51	281
31	516219	NUFER Priska	SUI	1	11	-	18	6	8	-	44	288
32	299383	MELESI Roberta	ITA	-	1	15	10	4	6	4	40	292
33	56417	FEST Nadine	AUT	4	5	4	-	-	1	24	38	294
34	298694	PICHLER Karoline	ITA	-	-	13	9	12	-	-	34	298
35	516517	JENAL Stephanie	SUI	-	-	1	-	5	-	26	32	300
36	107613	GRENIER Valerie	CAN	-	-	8	7	8	7	-	30	302
37	56258	AGER Christina	AUT	-	4	-	6	-	5	14	29	303
38	6535455	JOHNSON Breezy	USA	8	-	2	-	2	3	12	27	305
39	516519	SUTER Juliana	SUI	4	2	18	-	-	-	-	24	308
40	56174	HAASER Ricarda	AUT	-	-	7	14	1	-	-	22	310
40	6535791	WRIGHT Isabella	USA	7	-	3	12	-	-	-	22	310
42	56256	RAEDLER Ariane	AUT	6	15	-	-	-	-	-	21	311
43	198029	SMADJA CLEMENT Karen	FRA	-	8	6	4	-	-	-	18	314
44	56311	REISINGER Elisabeth	AUT	-	-	-	-	-	-	9	9	323
44	299466	DELAGO Nicol	ITA	-	-	-	-	4	-	5	9	323
46	197956	CERUTTI Camille	FRA	-	-	-	-	-	-	8	8	324
47	516705	DURRER Delia	SUI	-	-	-	-	-	-	7	7	325
48	715171	MUZAFERJIA Elvedina	BIH	-	-	-	3	-	-	-	3	329
49	206759	HIRTSL-STANGGAS.	GER	-	-	-	-	-	-	2	2	330

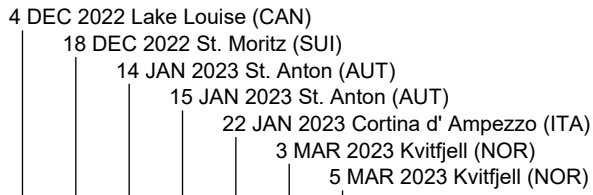
<b>Legend:</b>	-	No points	Diff.	Difference	WC	World Cup
----------------	---	-----------	-------	------------	----	-----------

Kvitfjell (NOR)



7th Women's Super-G

FIS WORLD CUP STANDINGS



Number of Competitors: 50, Number of NSAs: 12

Rank	FIS Code	Name	NSA Code	Event							WC Points	Diff.
				1	2	3	4	5	6	7		
50	435334	GASIENICA-DANI.	POL	-	-	-	-	-	-	-	1	331

**Kvitfjell (NOR)**

7th Women's Super-G

**OVERALL FIS WORLD CUP STANDINGS**

Number of Competitors: 123, Number of NSAs: 20

Rank	FIS Code	Name	NSA Code	WC Points	Diff.	DH 8 races	SL 9 races	GS 8 races	SG 7 races	AC 0 races	PAR 0 races
1	6535237	SHIFFRIN Mikaela	USA	1828		221 (7)	785 (1)	600 (1)	222 (6)	-	-
2	516138	GUT-BEHRAMI Lara	SUI	1007	821	212 (10)	-	482 (2)	313 (2)	-	-
3	705423	VLHOVA Petra	SVK	975	853	9 (41)	530 (2)	436 (4)	-	-	-
4	297601	BRIGNONE Federica	ITA	859	969	168 (14)	7 (48)	396 (5)	288 (5)	-	-
5	298323	GOGGIA Sofia	ITA	800	1028	660 (1)	-	-	140 (17)	-	-
6	425929	MOWINCKEL Ragnhild	NOR	772	1056	202 (11)	-	264 (7)	306 (4)	-	-
7	516280	HOLDENER Wendy	SUI	693	1135	-	530 (2)	89 (21)	74 (23)	-	-
8	299276	BASSINO Marta	ITA	653	1175	34 (31)	-	451 (3)	168 (9)	-	-
9	297910	CURTONI Elena	ITA	640	1188	308 (3)	-	-	332 (1)	-	-
10	506399	HECTOR Sara	SWE	506	1322	-	173 (12)	333 (6)	-	-	-
11	565360	STUHEC Ilika	SLO	502	1326	451 (2)	-	-	51 (30)	-	-
12	516319	SUTER Corinne	SUI	501	1327	289 (4)	-	3 (47)	209 (7)	-	-
13	56128	HUETTER Cornelia	AUT	472	1356	165 (16)	-	-	307 (3)	-	-
14	516284	GISIN Michelle	SUI	453	1375	140 (17)	108 (19)	52 (29)	153 (12)	-	-
15	206355	DUERR Lena	GER	435	1393	-	435 (4)	-	-	-	-
16	539909	MOLTZAN Paula	USA	424	1404	-	247 (6)	177 (10)	-	-	-
17	56125	PUCHNER Mirjam	AUT	417	1411	228 (6)	-	-	189 (8)	-	-
18	506146	SWENN LARSSON Anna	SWE	410	1418	-	410 (5)	-	-	-	-
19	196928	WORLEY Tessa	FRA	409	1419	-	-	259 (8)	150 (14)	-	-
20	206668	WEIDLE Kira	GER	372	1456	221 (7)	-	-	151 (13)	-	-
21	56392	GRITSCHE Franziska	AUT	369	1459	3 (47)	172 (13)	98 (17)	96 (21)	-	-
22	565401	BUCIK Ana	SLO	362	1466	-	230 (8)	132 (13)	-	-	-
23	516185	HAEHLEN Joana	SUI	348	1480	198 (12)	-	-	150 (14)	-	-
24	56328	ORTLIEB Nina	AUT	336	1492	229 (5)	-	-	107 (20)	-	-
25	56087	SIEBENHOFER Ramona	AUT	316	1512	111 (23)	-	56 (24)	149 (16)	-	-
26	516248	FLURY Jasmine	SUI	304	1524	167 (15)	-	-	137 (18)	-	-
27	426257	LIE Kajsa Vickhoff	NOR	291	1537	214 (9)	-	-	77 (22)	-	-
28	107613	GRENIER Valerie	CAN	284	1544	-	-	254 (9)	30 (36)	-	-
29	56177	VENIER Stephanie	AUT	276	1552	113 (22)	-	-	163 (10)	-	-
30	426193	STJERNESUND Th.	NOR	259	1569	-	135 (14)	124 (14)	-	-	-
31	197497	MIRADOLI Romane	FRA	246	1582	82 (27)	-	3 (47)	161 (11)	-	-
32	415232	ROBINSON Alice	NZL	241	1587	34 (31)	-	135 (12)	72 (25)	-	-
33	385096	POPOVIC Leona	CRO	237	1591	-	237 (7)	-	-	-	-
34	507109	ARONSSON ELFMAN Hanna	SWE	224	1604	-	224 (9)	-	-	-	-
35	56388	LIENSBERGER Katharina	AUT	222	1606	-	128 (15)	94 (18)	-	-	-
36	56315	TRUPPE Katharina	AUT	212	1616	-	182 (11)	30 (34)	-	-	-
37	6535455	JOHNSON Breezy	USA	209	1619	182 (13)	-	-	27 (38)	-	-
38	385116	LJUTIC Zrinka	CRO	208	1620	-	190 (10)	18 (40)	-	-	-
39	299624	PIROVANO Laura	ITA	207	1621	136 (19)	-	-	71 (26)	-	-
40	197641	GAUCHE Laura	FRA	194	1634	121 (20)	-	-	73 (24)	-	-
41	507168	AICHER Emma	GER	193	1635	48 (28)	86 (24)	-	59 (28)	-	-
42	516219	NUFER Priska	SUI	183	1645	139 (18)	-	-	44 (31)	-	-
43	426100	HOLTMANN Mina Fuerst	NOR	180	1648	-	89 (23)	91 (20)	-	-	-
44	426043	TVIBERG Maria Therese	NOR	171	1657	-	103 (20)	68 (22)	-	-	-
45	56088	HAPPLER Tamara	AUT	160	1668	89 (25)	-	-	71 (26)	-	-
46	56174	HAASER Ricarda	AUT	140	1688	-	-	118 (15)	22 (40)	-	-
46	6535791	WRIGHT Isabella	USA	140	1688	118 (21)	-	-	22 (40)	-	-
48	435334	GASIENICA-DANI.	POL	139	1689	-	-	138 (11)	1 (50)	-	-
49	516562	RAST Camille	SUI	138	1690	-	90 (22)	48 (31)	-	-	-
50	55970	SCHMIDHOFER Nicole	AUT	135	1693	15 (39)	-	-	120 (19)	-	-
51	107798	NULLMEYER Ali	CAN	125	1703	-	125 (16)	-	-	-	-
52	56258	AGER Christina	AUT	123	1705	94 (24)	-	-	29 (37)	-	-
53	155728	DUBOVSKA Martina	CZE	117	1711	-	117 (17)	-	-	-	-
54	107427	ST-GERMAIN Laurence	CAN	113	1715	-	113 (18)	-	-	-	-
55	197124	FRASSE SOMBET Coralie	FRA	101	1727	-	-	101 (16)	-	-	-
56	299466	DELAGO Nicol	ITA	98	1730	89 (25)	-	-	9 (44)	-	-
57	107747	SMART Amelia	CAN	93	1735	-	93 (21)	-	-	-	-
57	516283	ELLENBERGER Andrea	SUI	93	1735	-	-	93 (19)	-	-	-
59	565491	DVORNIK Neja	SLO	86	1742	-	64 (29)	22 (37)	-	-	-
60	355061	HILZINGER Jessica	GER	82	1746	-	82 (25)	-	-	-	-
61	196806	NOENS Nastasia	FRA	80	1748	-	80 (26)	-	-	-	-
62	516426	STOFFEL Elena	SUI	79	1749	-	79 (27)	-	-	-	-
63	105269	GAGNON Marie-Michele	CAN	77	1751	20 (36)	-	-	57 (29)	-	-
64	56253	HUBER Katharina	AUT	74	1754	-	66 (28)	8 (42)	-	-	-

**Kvitfjell (NOR)**

7th Women's Super-G

**OVERALL FIS WORLD CUP STANDINGS**

Number of Competitors: 123, Number of NSAs: 20

Rank	FIS Code	Name	NSA Code	WC Points	Diff.	DH 8 races	SL 9 races	GS 8 races	SG 7 races	AC 0 races	PAR 0 races
65	299383	MELESI Roberta	ITA	67	1761	-	-	27 (35)	40 (32)	-	-
66	56416	SCHEIB Julia	AUT	66	1762	-	-	66 (23)	-	-	-
67	56256	RAEDLER Ariane	AUT	65	1763	44 (30)	-	-	21 (42)	-	-
68	516517	JENAL Stephanie	SUI	64	1764	32 (34)	-	-	32 (35)	-	-
68	516504	DANIOTH Aline	SUI	64	1764	-	64 (29)	-	-	-	-
68	206497	FILSER Andrea	GER	64	1764	-	64 (29)	-	-	-	-
71	805009	COLTURI Lara	ALB	59	1769	-	6 (50)	53 (27)	-	-	-
72	516705	DURRER Delia	SUI	55	1773	48 (28)	-	-	7 (47)	-	-
72	56199	KAPPAURER Elisabeth	AUT	55	1773	-	-	55 (25)	-	-	-
72	56217	BRUNNER Stephanie	AUT	55	1773	-	-	55 (25)	-	-	-
75	6535773	O BRIEN Nina	USA	53	1775	-	-	53 (27)	-	-	-
76	197616	ALPHAND Estelle	SWE	51	1777	-	-	51 (30)	-	-	-
76	516519	SUTER Juliana	SUI	51	1777	27 (35)	-	-	24 (39)	-	-
78	6295165	ROSSETTI Marta	ITA	49	1779	-	49 (32)	-	-	-	-
79	299363	ZENERE Asja	ITA	46	1782	-	-	46 (32)	-	-	-
80	56417	FEST Nadine	AUT	45	1783	7 (43)	-	-	38 (33)	-	-
80	516530	GOOD Nicole	SUI	45	1783	-	45 (33)	-	-	-	-
82	299983	GULLI Anita	ITA	42	1786	-	42 (34)	-	-	-	-
82	298694	PICHLER Karoline	ITA	42	1786	8 (42)	-	-	34 (34)	-	-
82	516268	WILD Simone	SUI	42	1786	-	-	42 (33)	-	-	-
85	516528	MEILLARD Melanie	SUI	34	1794	-	34 (35)	-	-	-	-
85	299630	DELAGO Nadia	ITA	34	1794	34 (31)	-	-	-	-	-
87	6295075	DELLA MEA Lara	ITA	24	1804	-	24 (36)	-	-	-	-
88	6295186	PLATINO Elisa	ITA	23	1805	-	-	23 (36)	-	-	-
89	56373	MOERZINGER Elisa	AUT	22	1806	-	-	22 (37)	-	-	-
89	198176	LAMURE Marie	FRA	22	1806	-	22 (37)	-	-	-	-
91	56333	MAIR Chiara	AUT	21	1807	-	21 (38)	-	-	-	-
92	507011	LOEVBLOM Hilma	SWE	20	1808	-	-	20 (39)	-	-	-
92	107697	FLECKENSTEIN Stefanie	CAN	20	1808	20 (36)	-	-	-	-	-
94	6536171	HENSIEN Katie	USA	19	1809	-	15 (40)	4 (46)	-	-	-
95	426187	LYSDAHL Kristin	NOR	18	1810	-	18 (39)	-	-	-	-
95	197651	DIREZ Clara	FRA	18	1810	-	-	18 (40)	-	-	-
95	198029	SMADJA CLEMENT Karen	FRA	18	1810	-	-	-	18 (43)	-	-
98	25210	MORENO Candee	AND	16	1812	16 (38)	-	-	-	-	-
99	56344	SPORER Marie-Therese	AUT	15	1813	-	15 (40)	-	-	-	-
99	6535765	MANGAN Tricia	USA	15	1813	15 (39)	-	-	-	-	-
101	507046	BOSTROEM MUSSENER Moa	SWE	14	1814	-	14 (42)	-	-	-	-
101	6536895	SUNSHINE Ava	USA	14	1814	-	14 (42)	-	-	-	-
103	299822	TSCHURTSCHENTH.	ITA	12	1816	-	12 (44)	-	-	-	-
104	198177	BRECHE Clarisse	FRA	11	1817	-	11 (45)	-	-	-	-
105	56311	REISINGER Elisabeth	AUT	9	1819	-	-	-	9 (44)	-	-
105	507325	OEHLUND Cornelia	SWE	9	1819	-	9 (46)	-	-	-	-
107	197956	CERUTTI Camille	FRA	8	1820	-	-	-	8 (46)	-	-
107	307493	ANDO Asa	JPN	8	1820	-	8 (47)	-	-	-	-
109	198215	POGNEAUX Chiara	FRA	7	1821	-	7 (48)	-	-	-	-
109	108461	RICHARDSON Britt	CAN	7	1821	-	-	7 (43)	-	-	-
111	507155	NYBERG Lisa	SWE	6	1822	-	-	6 (44)	-	-	-
111	206759	HIRT- STANGGAS.	GER	6	1822	4 (46)	-	-	2 (49)	-	-
111	6536213	CASHMAN Keely	USA	6	1822	6 (44)	-	-	-	-	-
111	715171	MUZAFERIJA Elvedina	BIH	6	1822	3 (47)	-	-	3 (48)	-	-
115	516611	SCHMITT Janine	SUI	5	1823	5 (45)	-	-	-	-	-
115	56517	ASTNER Nina	AUT	5	1823	-	-	5 (45)	-	-	-
117	56550	HOERHAGER Lisa	AUT	4	1824	-	4 (51)	-	-	-	-
117	6536851	ZIMMERMANN Zoe	USA	4	1824	-	4 (51)	-	-	-	-
119	225518	GUEST Charlie	GBR	3	1825	-	3 (53)	-	-	-	-
119	299939	LORENZI Lucrezia	ITA	3	1825	-	3 (53)	-	-	-	-
121	565373	ROBNIK Tina	SLO	2	1826	-	-	2 (49)	-	-	-
122	6536821	MACUGA Lauren	USA	1	1827	1 (49)	-	-	-	-	-
122	198037	ERRARD Anouck	FRA	1	1827	1 (49)	-	-	-	-	-

<b>Legend:</b>	-	No points	AC	Alpine Combined	DH	Downhill	Diff.	Difference
GS	-	Giant Slalom	PAR	Parallel	SG	Super-G	SL	Slalom
WC	-	World Cup						

**Kvitfjell (NOR)**

7th Women's Super-G

**FIS WCSL LIST**

4 DEC 2022 Lake Louise (CAN)

18 DEC 2022 St. Moritz (SUI)

14 JAN 2023 St. Anton (AUT)

15 JAN 2023 St. Anton (AUT)

22 JAN 2023 Cortina d' Ampezzo (ITA)

8 FEB 2023 Courchevel Meribel (FRA)

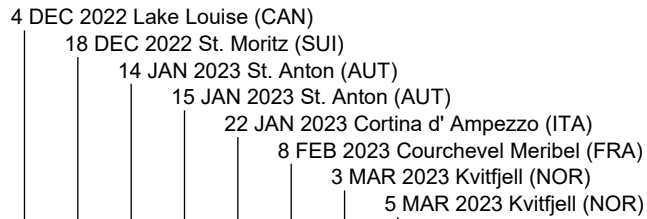
3 MAR 2023 Kvitfjell (NOR)

5 MAR 2023 Kvitfjell (NOR)

Number of Competitors: 64, Number of NSAs: 15

Rank	FIS Code	Name	NSA Code	1	2	3	4	5	6	7	8	Base	- X	+ Y =	WCSL-SG
1	297910	CURTONI Elena	ITA	40	80	20	50	40	16	80	22	416	333	348	431
2	516138	GUT-BEHRAMI Lara	SUI	-	32	60	100	50	40	60	11	386	309	353	430
2	425929	MOWINCKEL Ragnhild	NOR	60	40	40	32	100	45	18	16	393	314	351	430
4	297601	BRIGNONE Federica	ITA	5	24	100	80	24	32	45	10	542	434	320	428
5	56128	HUETTER Cornelia	AUT	80	-	29	-	80	60	100	18	210	168	367	409
6	6535237	SHIFFRIN Mikaela	USA	-	100	-	-	36	80	50	36	409	327	302	384
7	299276	BASSINO Marta	ITA	16	-	32	60	60	100	-	-	240	192	268	316
8	516319	SUTER Corinne	SUI	100	16	16	26	-	-	29	22	297	238	209	268
9	56125	PUCHNER Mirjam	AUT	50	36	24	15	32	-	32	-	286	229	189	246
10	298323	GOGGIA Sofia	ITA	45	45	-	-	-	24	-	50	332	266	164	230
10	516284	GISIN Michelle	SUI	24	50	-	40	26	26	13	-	256	205	179	230
12	197497	MIRADOLI Romane	FRA	20	60	-	36	45	-	-	-	299	239	161	221
13	196928	WORLEY Tessa	FRA	14	13	50	22	11	29	40	-	180	144	179	215
14	516185	HAEHLEN Joana	SUI	11	20	80	-	22	20	11	6	159	127	170	202
15	56087	SIEBENHOFER Ramona	AUT	36	26	9	45	18	-	15	-	165	132	149	182
16	426257	LIE Kajsa Vickhoff	NOR	13	10	-	16	13	60	12	13	210	168	137	179
17	206668	WEIDLE Kira	GER	22	-	36	13	29	-	22	29	135	108	151	178
18	516248	FLURY Jasmine	SUI	26	12	11	24	-	-	24	40	195	156	137	176
19	56177	VENIER Stephanie	AUT	15	6	12	11	10	-	29	80	41	33	163	171
20	55970	SCHMIDHOFER Nicole	AUT	18	29	10	29	14	-	20	-	180	144	120	156
21	56088	TIPPLER Tamara	AUT	9	7	45	-	7	-	-	3	335	268	71	138
22	415232	ROBINSON Alice	NZL	13	18	22	-	9	36	10	-	133	106	108	135
23	56328	ORTLIEB Nina	AUT	-	-	-	5	-	-	2	100	68	54	107	121
23	197641	GAUCHE Laura	FRA	-	22	26	-	15	18	10	-	152	122	91	121
25	56392	GRITSCH Franziska	AUT	-	-	-	-	-	-	36	60	-	-	96	96
26	516280	HOLDNER Wendy	SUI	-	10	-	-	18	-	14	32	76	61	74	89
27	105269	GAGNON Marie-Michele	CAN	32	-	5	20	-	-	-	-	89	71	57	75
28	299624	PIROVANO Laura	ITA	29	3	15	8	-	-	16	-	13	10	71	74
29	565360	STUHEC Ilka	SLO	2	14	-	-	20	22	-	15	-	-	73	73
30	507168	AICHER Emma	GER	10	-	-	-	-	-	4	45	-	-	59	59
31	56417	FEST Nadine	AUT	4	5	4	-	-	-	1	24	96	77	38	57
32	56256	RAEDLER Ariane	AUT	6	15	-	-	-	-	-	-	163	130	21	54
33	516219	NUFER Priska	SUI	1	11	-	18	6	-	8	-	47	38	44	53
34	299383	MELESI Roberta	ITA	-	1	15	10	4	-	6	4	38	30	40	48
35	298694	PICHLER Karoline	ITA	-	-	13	9	12	-	-	-	47	38	34	43
35	6535455	JOHNSON Breezy	USA	8	-	2	-	2	-	3	12	82	66	27	43
37	516517	JENAL Stephanie	SUI	-	-	1	-	5	-	-	26	21	17	32	36
38	56174	HAASER Ricarda	AUT	-	-	7	14	1	-	-	-	38	30	22	30
38	107613	GRENIER Valerie	CAN	-	-	8	7	8	-	7	-	-	-	30	30
38	155763	LEDECKA Ester	CZE	-	-	-	-	-	-	-	-	149	119	-	30
41	56258	AGER Christina	AUT	-	4	-	6	-	-	5	14	-	-	29	29
42	516519	SUTER Juliana	SUI	4	2	18	-	-	-	-	-	-	-	24	24
43	6535791	WRIGHT Isabella	USA	7	-	3	12	-	-	-	-	3	2	22	23
44	198029	SMADJA CLEMENT Karen	FRA	-	8	6	4	-	-	-	-	-	-	18	18
44	299466	DELAGO Nicol	ITA	-	-	-	-	4	-	-	5	44	35	9	18
46	56311	REISINGER Elisabeth	AUT	-	-	-	-	-	-	-	9	40	32	9	17
47	297702	MARSAGLIA Francesca	ITA	-	-	-	-	-	-	-	-	68	54	-	14
48	197956	CERUTTI Camille	FRA	-	-	-	-	-	-	-	8	25	20	8	13
49	516394	SUTER Jasmina	SUI	-	-	-	-	-	-	-	-	60	48	-	12
50	197383	GAUTHIER Tiffany	FRA	-	-	-	-	-	-	-	-	57	46	-	11
51	56198	SCHEYER Christine	AUT	-	-	-	-	-	-	-	-	47	38	-	9
52	516521	KOLLY Noemie	SUI	-	-	-	-	-	-	-	-	39	31	-	8

**Kvitfjell (NOR)**

**7th Women's Super-G  
FIS WCSL LIST**

**Number of Competitors: 64, Number of NSAs: 15**

Rank	FIS Code	Name	NSA Code	1	2	3	4	5	6	7	8	Base	-	X	+	Y	=	WCSL-SG
52	485941	PLESHKOVA Julia	RUS	-	-	-	-	-	-	-	-	42	34	-				8
54	516705	DURRER Delia	SUI	-	-	-	-	-	-	-	7	1	1	7				7
55	715171	MUZAFERIJA Elvedina	BIH	-	-	-	3	-	-	-	-	13	10	3				6
55	435334	GASIENICA-DANI.	POL	-	-	-	-	-	-	-	1	23	18	1				6
57	705423	VLHOVA Petra	SVK	-	-	-	-	-	-	-	-	26	21	-				5
58	299630	DELAGO Nadia	ITA	-	-	-	-	-	-	-	-	18	14	-				4
59	6536213	CASHMAN Keely	USA	-	-	-	-	-	-	-	-	14	11	-				3
59	565320	FERK SAIONI Marusa	SLO	-	-	-	-	-	-	-	-	16	13	-				3
59	107583	REMME Roni	GER	-	-	-	-	-	-	-	-	13	10	-				3
62	206759	HIRTL-STANGGAS.	GER	-	-	-	-	-	-	-	2	-	-	2				2
62	56224	MAIER Sabrina	AUT	-	-	-	-	-	-	-	-	9	7	-				2
64	197860	ROUX Tiffany	FRA	-	-	-	-	-	-	-	-	6	5	-				1

**Number of competitors per NSA in the top 60**

AUT:	14	BIH:	1	CAN:	2	CZE:	1	FRA:	6	GER:	2
ITA:	10	NOR:	2	NZL:	1	POL:	1	RUS:	1	SLO:	2
SUI:	12	SVK:	1	USA:	4						

Legend:	
-	No points
Base	Last season FIS World Cup Start List points
WCSL-SG	FIS World Cup Start List points for Super-G
X	(Base/number of planned races in the current season) *(number of completed races in the current season)
Y	FIS World Cup points won in the current season



**Kvitfjell (NOR)**

7th Women's Super-G

**OVERALL FIS WCSL LIST**

Number of Competitors: 158, Number of NSAs: 23

Rank	FIS Code	Name	NSA Code	WCSL	Diff.	DH 9 races	SL 10 races	GS 9 races	SG 8 races	AC 1 race	PAR 1 race
1	6535237	SHIFFRIN Mikaela	USA	2371		247 (15)	948 (1)	792 (1)	384 (6)	-	-
2	297601	BRIGNONE Federica	ITA	1307	1064	220 (17)	11 (49)	548 (5)	428 (4)	100 (1)	-
3	705423	VLHOVA Petra	SVK	1304	1067	14 (45)	720 (2)	565 (3)	5 (57)	-	-
4	516138	GUT-BEHRAMI Lara	SUI	1302	1069	293 (10)	-	571 (2)	430 (2)	-	8 (22)
5	425929	MOWINCKEL Ragnhild	NOR	1109	1262	301 (9)	-	378 (7)	430 (2)	-	-
6	298323	GOGGIA Sofia	ITA	1043	1328	806 (1)	-	7 (47)	230 (10)	-	-
7	299276	BASSINO Marta	ITA	967	1404	41 (36)	-	561 (4)	316 (7)	-	49 (10)
8	516280	HOLDENER Wendy	SUI	957	1414	1 (62)	599 (3)	108 (20)	89 (26)	80 (2)	80 (3)
9	297910	CURTONI Elena	ITA	846	1525	381 (4)	-	5 (50)	431 (1)	29 (9)	-
10	506399	HECTOR Sara	SWE	761	1610	-	238 (10)	469 (6)	-	-	54 (6)
11	516319	SUTER Corinne	SUI	749	1622	476 (3)	-	5 (50)	268 (8)	-	-
12	516284	GISIN Michelle	SUI	714	1657	186 (20)	156 (19)	102 (22)	230 (10)	40 (6)	-
13	56128	HUETTER Cornelia	AUT	688	1683	279 (11)	-	-	409 (5)	-	-
14	206355	DUERR Lena	GER	634	1737	-	576 (4)	-	-	-	58 (4)
15	56125	PUCHNER Mirjam	AUT	606	1765	360 (5)	-	-	246 (9)	-	-
16	565360	STUHEC Ilka	SLO	598	1773	525 (2)	-	-	73 (29)	-	-
17	196928	WORLEY Tessa	FRA	577	1794	-	-	362 (8)	215 (13)	-	-
18	56087	SIEBENHOFER Ramona	AUT	512	1859	199 (19)	-	81 (26)	182 (15)	50 (4)	-
19	56392	GRITSCHE Franziska	AUT	506	1865	3 (59)	196 (15)	129 (18)	96 (25)	45 (5)	37 (12)
20	206668	WEIDLE Kira	GER	499	1872	321 (7)	-	-	178 (17)	-	-
21	516248	FLURY Jasmine	SUI	492	1879	316 (8)	-	-	176 (18)	-	-
22	539909	MOLTZAN Paula	USA	472	1899	-	273 (7)	199 (11)	-	-	-
23	516185	HAEHLEN Joana	SUI	465	1906	263 (13)	-	-	202 (14)	-	-
24	56328	ORTLIEB Nina	AUT	464	1907	343 (6)	-	-	121 (23)	-	-
25	565401	BUČIK Ana	SLO	463	1908	-	309 (6)	154 (15)	-	-	-
26	426257	LIE Kajsa Vickhoff	NOR	455	1916	276 (12)	-	-	179 (16)	-	-
27	426193	STJERNESUND Th.	NOR	452	1919	-	168 (17)	184 (12)	-	-	100 (2)
28	506146	SWENN LARSSON Anna	SWE	449	1922	-	449 (5)	-	-	-	-
29	197497	MIRADOLI Romane	FRA	368	2003	140 (23)	-	7 (47)	221 (12)	-	-
30	56177	VENIER Stephanie	AUT	352	2019	181 (21)	-	-	171 (19)	-	-
31	107613	GRENIER Valerie	CAN	331	2040	-	-	283 (9)	30 (38)	18 (14)	-
32	56388	LIENSBERGER Katharina	AUT	330	2041	-	207 (13)	116 (19)	-	-	7 (23)
33	197641	GAUCHE Laura	FRA	328	2043	171 (22)	-	-	121 (23)	36 (7)	-
33	415232	ROBINSON Alice	NZL	328	2043	34 (37)	-	159 (14)	135 (22)	-	-
35	426100	HOLTMANN Mina Fuerst	NOR	320	2051	-	168 (17)	152 (16)	-	-	-
36	426043	TVIBERG Maria Therese	NOR	315	2056	-	119 (21)	93 (23)	-	-	103 (1)
37	516219	NUFER Priska	SUI	302	2069	227 (16)	-	-	53 (33)	22 (12)	-
38	56315	TRUPPE Katharina	AUT	299	2072	-	218 (12)	76 (27)	-	-	5 (27)
39	6535455	JOHNSON Breezy	USA	298	2073	255 (14)	-	-	43 (35)	-	-
40	435334	GASIENICA-DANI.	POL	297	2074	-	-	210 (10)	6 (55)	24 (11)	57 (5)
41	299624	PIROVANO Laura	ITA	281	2090	207 (18)	-	-	74 (28)	-	-
42	385096	POPOVIC Leona	CRO	261	2110	-	261 (8)	-	-	-	-
43	507109	ARONSSON ELFMAN Hanna	SWE	257	2114	-	253 (9)	4 (55)	-	-	-
44	56088	TIPPLER Tamara	AUT	255	2116	117 (26)	-	-	138 (21)	-	-
45	507168	AICHER Emma	GER	241	2130	48 (33)	96 (27)	-	59 (30)	32 (8)	6 (25)
46	107427	ST-GERMAIN Laurence	CAN	236	2135	-	236 (11)	-	-	-	-
47	56174	HAASER Ricarda	AUT	231	2140	-	-	141 (17)	30 (38)	60 (3)	-
48	516562	RAST Camille	SUI	227	2144	-	114 (23)	88 (24)	-	-	25 (15)
49	385116	LJUTIC Zrinka	CRO	216	2155	-	198 (14)	18 (43)	-	-	-
50	197124	FRASSE SOMBET Coralie	FRA	202	2169	-	-	160 (13)	-	-	42 (11)
51	55970	SCHMIDHOFFER Nicole	AUT	199	2172	43 (35)	-	-	156 (20)	-	-
52	107798	NULLMEYER Ali	CAN	176	2195	-	176 (16)	-	-	-	-
53	105269	GAGNON Marie-Michele	CAN	173	2198	72 (30)	-	-	75 (27)	26 (10)	-
54	6535791	WRIGHT Isabella	USA	169	2202	126 (24)	-	-	23 (43)	20 (13)	-
55	155728	DUBOVSKA Martina	CZE	141	2230	-	141 (20)	-	-	-	-
56	299466	DELAGO Nicol	ITA	136	2235	118 (25)	-	-	18 (44)	-	-
57	516283	ELLENBERGER Andrea	SUI	135	2236	-	-	106 (21)	-	-	29 (13)
58	56253	HUBER Katharina	AUT	134	2237	-	115 (22)	19 (42)	-	-	-
59	56256	RAEDLER Ariane	AUT	126	2245	72 (30)	-	-	54 (32)	-	-
60	56258	AGER Christina	AUT	123	2248	94 (28)	-	-	29 (41)	-	-
61	6535773	O BRIEN Nina	USA	120	2251	-	3 (61)	88 (24)	-	-	29 (13)
62	155763	LEDECKA Ester	CZE	115	2256	85 (29)	-	-	30 (38)	-	-
63	299630	DELAGO Nadia	ITA	114	2257	110 (27)	-	-	4 (58)	-	-
64	516504	DANIOTH Aline	SUI	113	2258	-	113 (24)	-	-	-	-

**Kvitfjell (NOR)**

7th Women's Super-G

**OVERALL FIS WCSL LIST**

Number of Competitors: 158, Number of NSAs: 23

Rank	FIS Code	Name	NSA Code	WCSL	Diff.	DH 9 races	SL 10 races	GS 9 races	SG 8 races	AC 1 race	PAR 1 race
65	196806	NOENS Nastasia	FRA	112	2259	-	112 (25)	-	-	-	-
66	107747	SMART Amelia	CAN	110	2261	-	110 (26)	-	-	-	-
67	565463	SLOKAR Andreja	SLO	106	2265	-	45 (35)	11 (45)	-	-	50 (7)
68	565491	DVORNIK Neja	SLO	95	2276	-	71 (30)	24 (38)	-	-	-
69	426187	LYSDAHL Kristin	NOR	91	2280	-	41 (37)	-	-	-	50 (7)
70	355061	HILZINGER Jessica	GER	88	2283	-	88 (28)	-	-	-	-
71	56217	BRUNNER Stephanie	AUT	83	2288	-	-	69 (28)	-	-	14 (19)
72	56417	FEST Nadine	AUT	82	2289	25 (41)	-	-	57 (31)	-	-
72	516426	STOFFEL Elena	SUI	82	2289	-	82 (29)	-	-	-	-
74	299383	MELESI Roberta	ITA	79	2292	-	-	31 (35)	48 (34)	-	-
75	198176	LAMURE Marie	FRA	72	2299	-	22 (41)	-	-	-	50 (7)
75	206497	FILSER Andrea	GER	72	2299	-	66 (31)	-	-	-	6 (25)
77	516517	JENAL Stephanie	SUI	68	2303	32 (38)	-	-	36 (37)	-	-
77	56198	SCHEYER Christine	AUT	68	2303	59 (32)	-	-	9 (51)	-	-
79	56416	SCHEIB Julia	AUT	66	2305	-	-	66 (29)	-	-	-
80	197616	ALPHAND Estelle	SWE	64	2307	-	-	59 (30)	-	-	5 (27)
81	516268	WILD Simone	SUI	61	2310	-	-	54 (32)	-	-	7 (23)
82	805009	COLTURI Lara	ALB	59	2312	-	6 (55)	53 (33)	-	-	-
83	6295075	DELLA MEA Lara	ITA	56	2315	-	56 (32)	-	-	-	-
84	516705	DURRER Delia	SUI	55	2316	48 (33)	-	-	7 (54)	-	-
84	56199	KAPPAURER Elisabeth	AUT	55	2316	-	-	55 (31)	-	-	-
86	298694	PICHLER Karoline	ITA	54	2317	10 (47)	-	1 (59)	43 (35)	-	-
87	516519	SUTER Juliana	SUI	51	2320	27 (40)	-	-	24 (42)	-	-
88	6295165	ROSSETTI Marta	ITA	49	2322	-	49 (33)	-	-	-	-
89	516530	GOOD Nicole	SUI	47	2324	-	47 (34)	-	-	-	-
90	299363	ZENERE Asja	ITA	46	2325	-	-	46 (34)	-	-	-
91	56311	REISINGER Elisabeth	AUT	45	2326	28 (39)	-	-	17 (46)	-	-
92	299983	GULLI Anita	ITA	43	2328	-	43 (36)	-	-	-	-
93	197651	DIREZ Clara	FRA	42	2329	-	-	22 (40)	-	-	20 (16)
94	56333	MAIR Chiara	AUT	40	2331	-	36 (39)	-	-	-	4 (29)
95	516528	MEILLARD Melanie	SUI	39	2332	-	39 (38)	-	-	-	-
96	56373	MOERZINGER Elisa	AUT	36	2335	-	-	26 (37)	-	-	10 (20)
97	565471	HROVAT Meta	SLO	30	2341	-	3 (61)	27 (36)	-	-	-
98	715171	MUZAFERIJA Elvedina	BIH	29	2342	7 (50)	-	-	6 (55)	16 (15)	-
99	565373	ROBNIK Tina	SLO	28	2343	-	-	12 (44)	-	-	16 (18)
100	56367	GALLHUBER Katharina	AUT	24	2347	-	23 (40)	-	-	-	1 (33)
101	6295186	PLATINO Elisa	ITA	23	2348	-	-	23 (39)	-	-	-
102	56344	SPORER Marie-Therese	AUT	22	2349	-	22 (41)	-	-	-	-
102	297702	MARSAGLIA Francesca	ITA	22	2349	8 (48)	-	-	14 (47)	-	-
104	507011	LOEVBLUM Hilma	SWE	20	2351	-	-	20 (41)	-	-	-
104	107697	FLECKENSTEIN Stefanie	CAN	20	2351	20 (42)	-	-	-	-	-
104	426324	MONSEN Marte	NOR	20	2351	-	-	-	-	-	20 (16)
107	6536171	HENSIEN Katie	USA	19	2352	-	15 (44)	4 (55)	-	-	-
108	198029	SMADJA CLEMENT Karen	FRA	18	2353	-	-	-	18 (44)	-	-
108	516394	SUTER Jasmina	SUI	18	2353	4 (57)	-	-	12 (49)	-	2 (31)
110	106961	MIELZYNSKI Erin	CAN	17	2354	-	17 (43)	-	-	-	-
111	25210	MORENO Cande	AND	16	2355	16 (43)	-	-	-	-	-
111	516521	KOLLY Noemie	SUI	16	2355	8 (48)	-	-	8 (52)	-	-
113	6535765	MANGAN Tricia	USA	15	2356	15 (44)	-	-	-	-	-
113	507046	BOSTROEM MUSSENER Moa	SWE	15	2356	-	15 (44)	-	-	-	-
113	485941	PLESHKOVA Julia	RUS	15	2356	7 (50)	-	-	8 (52)	-	-
116	6536895	SUNSHINE Ava	USA	14	2357	-	14 (46)	-	-	-	-
116	197956	CERUTTI Camille	FRA	14	2357	1 (62)	-	-	13 (48)	-	-
116	225518	GUEST Charlie	GBR	14	2357	-	14 (46)	-	-	-	-
119	197383	GAUTHIER Tiffany	FRA	13	2358	2 (60)	-	-	11 (50)	-	-
120	299822	TSCHURTSCHENTH.	ITA	12	2359	-	12 (48)	-	-	-	-
121	198177	BRECHE Clarisse	FRA	11	2360	-	11 (49)	-	-	-	-
121	539536	WILES Jacqueline	USA	11	2360	11 (46)	-	-	-	-	-
123	6536213	CASHMAN Keely	USA	10	2361	7 (50)	-	-	3 (59)	-	-
123	516407	KASPER Vanessa	SUI	10	2361	-	-	1 (59)	-	-	9 (21)
125	108461	RICHARDSON Britt	CAN	9	2362	-	-	9 (46)	-	-	-
125	507325	OEHLUND Cornelia	SWE	9	2362	-	9 (51)	-	-	-	-
125	307493	ANDO Asa	JPN	9	2362	-	9 (51)	-	-	-	-
125	506583	SAEFVENBERG Charlotta	SWE	9	2362	-	9 (51)	-	-	-	-

**Kvitfjell (NOR)**

7th Women's Super-G

**OVERALL FIS WCSL LIST**

Number of Competitors: 158, Number of NSAs: 23

Rank	FIS Code	Name	NSA Code	WCSL	Diff.	DH 9 races	SL 10 races	GS 9 races	SG 8 races	AC 1 race	PAR 1 race
129	225525	TILLEY Alex	GBR	8	2363	-	-	4 (55)	-	-	4 (29)
130	198215	POGNEAUX Chiara	FRA	7	2364	-	7 (54)	-	-	-	-
130	56224	MAIER Sabrina	AUT	7	2364	5 (54)	-	-	2 (62)	-	-
130	6536392	HURT A J	USA	7	2364	-	-	5 (50)	-	-	2 (31)
133	507155	NYBERG Lisa	SWE	6	2365	-	-	6 (49)	-	-	-
133	206759	HIRTL-STANGGAS.	GER	6	2365	4 (57)	-	-	2 (62)	-	-
133	506701	HOERBLAD Lisa	SWE	6	2365	6 (53)	-	-	-	-	-
136	516611	SCHMITT Janine	SUI	5	2366	5 (54)	-	-	-	-	-
136	56517	ASTNER Nina	AUT	5	2366	-	-	5 (50)	-	-	-
136	565320	FERK SAIONI Marusa	SLO	5	2366	2 (60)	-	-	3 (59)	-	-
136	516574	HAERRI Vivianne	SUI	5	2366	-	-	5 (50)	-	-	-
136	107583	REMME Roni	GER	5	2366	-	2 (64)	-	3 (59)	-	-
136	6536396	WILKINSON Alix	USA	5	2366	5 (54)	-	-	-	-	-
142	56550	HOERHAGER Lisa	AUT	4	2367	-	4 (56)	-	-	-	-
142	6536851	ZIMMERMANN Zoe	USA	4	2367	-	4 (56)	-	-	-	-
142	506867	FERMBAECK Elsa	SWE	4	2367	-	4 (56)	-	-	-	-
142	299699	PETERLINI Martina	ITA	4	2367	-	4 (56)	-	-	-	-
142	185493	POHJOLAINEN Rosa	FIN	4	2367	-	4 (56)	-	-	-	-
147	299939	LORENZI Lucrezia	ITA	3	2368	-	3 (61)	-	-	-	-
148	435432	LUCZAK Magdalena	POL	2	2369	-	-	2 (58)	-	-	-
148	665009	SHKANOVA Maria	BLR	2	2369	-	2 (64)	-	-	-	-
150	198037	ERRARD Anouck	FRA	1	2370	1 (62)	-	-	-	-	-
150	405138	JELINKOVA Adriana	CZE	1	2370	-	-	1 (59)	-	-	-
150	6536821	MACUGA Lauren	USA	1	2370	1 (62)	-	-	-	-	-
150	197931	LACHEB Kenza	FRA	1	2370	-	1 (66)	-	-	-	-
150	306977	MUKOGAWA Sakurako	JPN	1	2370	-	1 (66)	-	-	-	-
150	56426	NUSSBAUMER Vanessa	AUT	1	2370	1 (62)	-	-	-	-	-
150	197860	ROUX Tiffany	FRA	1	2370	-	-	-	1 (64)	-	-
150	206532	SCHMOTZ Marlene	GER	1	2370	-	-	1 (59)	-	-	-
150	485802	TKACHENKO Ekaterina	RUS	1	2370	-	-	1 (59)	-	-	-

<b>Legend:</b>							
-	No points	<b>AC</b>	Alpine Combined	<b>DH</b>	Downhill	<b>Diff.</b>	Difference
<b>GS</b>	Giant Slalom	<b>PAR</b>	Parallel	<b>SG</b>	Super-G	<b>SL</b>	Slalom
<b>WCSL</b>	Overall points						

**Kvitfjell (NOR)**


7th Women's Super-G

**FIS NATION CUP**

Number of Nations: 20

Rank	NSA	Name	Points	Diff.	DH	SL	GS	SG	AC	PAR	TE
1	SUI	Switzerland	4159		1257	950	809	1143	-	-	-
2	AUT	Austria	3614	545	1098	588	607	1321	-	-	-
3	ITA	Italy	3599	560	1437	137	943	1082	-	-	-
4	USA	United States of America	2713	1446	543	1065	834	271	-	-	-
5	NOR	Norway	1691	2468	416	345	547	383	-	-	-
6	SWE	Sweden	1240	2919	-	830	410	-	-	-	-
7	GER	Germany	1152	3007	273	667	-	212	-	-	-
8	FRA	France	1115	3044	204	120	381	410	-	-	-
9	SVK	Slovakia	975	3184	9	530	436	-	-	-	-
10	SLO	Slovenia	952	3207	451	294	156	51	-	-	-
11	CAN	Canada	719	3440	40	331	261	87	-	-	-
12	CRO	Croatia	445	3714	-	427	18	-	-	-	-
13	NZL	New Zealand	241	3918	34	-	135	72	-	-	-
14	POL	Poland	139	4020	-	-	138	1	-	-	-
15	CZE	Czechia	117	4042	-	117	-	-	-	-	-
16	ALB	Albania	59	4100	-	6	53	-	-	-	-
17	AND	Andorra	16	4143	16	-	-	-	-	-	-
18	JPN	Japan	8	4151	-	8	-	-	-	-	-
19	BIH	Bosnia and Herzegovina	6	4153	3	-	-	3	-	-	-
20	GBR	Great Britain	3	4156	-	3	-	-	-	-	-

Kvitfjell (NOR)



7th Women's Super-G

OVERALL FIS NATION CUP

Number of Nations: 27

Rk	NSA	Overall			DH Points			SL Points			GS Points			SG Points			AC Points			PAR Points			TE Points
		M+W	M	W	M+W	M	W	M+W	M	W	M+W	M	W	M+W	M	W	M+W	M	W	M+W	M	W	M+W
1	SUI	9171	5012	4159	2568	1311	1257	2260	1310	950	2049	1240	809	2294	1151	1143	-	-	-	-	-	-	-
2	AUT	7499	3885	3614	2257	1159	1098	1526	938	588	1434	827	607	2282	961	1321	-	-	-	-	-	-	-
3	NOR	5875	4184	1691	1273	857	416	2013	1668	345	1675	1128	547	914	531	383	-	-	-	-	-	-	-
4	ITA	5487	1888	3599	2191	754	1437	608	471	137	1190	247	943	1498	416	1082	-	-	-	-	-	-	-
5	USA	3691	978	2713	1122	579	543	1167	102	1065	996	162	834	406	135	271	-	-	-	-	-	-	-
6	FRA	3210	2095	1115	924	720	204	576	456	120	775	394	381	935	525	410	-	-	-	-	-	-	-
7	GER	2520	1368	1152	770	497	273	1086	419	667	218	218	-	446	234	212	-	-	-	-	-	-	-
8	CAN	1708	989	719	548	508	40	399	68	331	379	118	261	382	295	87	-	-	-	-	-	-	-
9	SLO	1491	539	952	557	106	451	316	22	294	530	374	156	88	37	51	-	-	-	-	-	-	-
10	SWE	1395	155	1240	-	-	-	981	151	830	414	4	410	-	-	-	-	-	-	-	-	-	-
11	SVK	995	20	975	9	-	9	530	-	530	456	20	436	-	-	-	-	-	-	-	-	-	-
12	CRO	789	344	445	-	-	-	619	192	427	170	152	18	-	-	-	-	-	-	-	-	-	-
13	NZL	241	-	241	34	-	34	-	-	-	135	-	135	72	-	72	-	-	-	-	-	-	-
14	GBR	226	223	3	-	-	-	226	223	3	-	-	-	-	-	-	-	-	-	-	-	-	-
15	BUL	160	160	-	-	-	-	160	160	-	-	-	-	-	-	-	-	-	-	-	-	-	-
16	POL	139	-	139	-	-	-	-	-	-	138	-	138	1	-	1	-	-	-	-	-	-	-
17	CZE	129	12	117	-	-	-	117	-	117	-	-	-	12	12	-	-	-	-	-	-	-	-
18	BEL	101	101	-	-	-	-	59	59	-	42	42	-	-	-	-	-	-	-	-	-	-	-
19	GRE	91	91	-	-	-	-	91	91	-	-	-	-	-	-	-	-	-	-	-	-	-	-
20	AND	87	71	16	16	-	16	-	-	-	71	71	-	-	-	-	-	-	-	-	-	-	-
21	ALB	59	-	59	-	-	-	6	-	6	53	-	53	-	-	-	-	-	-	-	-	-	-
22	ESP	51	51	-	-	-	-	51	51	-	-	-	-	-	-	-	-	-	-	-	-	-	-
23	CHI	38	38	-	7	7	-	-	-	-	-	-	-	31	31	-	-	-	-	-	-	-	-
24	FIN	22	22	-	15	15	-	-	-	-	7	7	-	-	-	-	-	-	-	-	-	-	-
25	JPN	14	6	8	-	-	-	14	6	8	-	-	-	-	-	-	-	-	-	-	-	-	-
26	BIH	6	-	6	3	-	3	-	-	-	-	-	-	3	-	3	-	-	-	-	-	-	-
27	LIE	4	4	-	4	4	-	-	-	-	-	-	-	-	-	-	-	-	-	-	-	-	-

Kvitfjell (NOR)



7th Women's Super-G

BRANDS STANDINGS

Number of Brands: 8

Rank	Name	Points	Diff.	DH	SL	GS	SG	AC	PAR
1	Head	4880		1120	1465	850	1445	-	-
2	Atomic	2905	1975	1080	785	620	420	-	-
3	Rossignol	2575	2305	200	915	1145	315	-	-
4	Salomon	845	4035	40	125	425	255	-	-
5	Kaestle	400	4480	400	-	-	-	-	-
6	Fischer	240	4640	95	60	-	85	-	-
7	Dynastar	185	4695	80	-	-	105	-	-
8	Voelkl	85	4795	-	85	-	-	-	-



Kvitfjell (NOR)



7th Women's Super-G

OVERALL BRANDS STANDINGS

Number of Brands: 11

Rank	Brand	Overall			DH Points			SL Points			GS Points			SG Points			AC Points			PAR Points		
		M+W	M	W	M+W	M	W	M+W	M	W	M+W	M	W	M+W	M	W	M+W	M	W	M+W	M	W
1	Head	7675	2795	4880	2555	1435	1120	1785	320	1465	1155	305	850	2180	735	1445	-	-	-	-	-	-
2	Atomic	5725	2820	2905	2110	1030	1080	1600	815	785	1140	520	620	875	455	420	-	-	-	-	-	-
3	Rossignol	4440	1865	2575	500	300	200	1770	855	915	1735	590	1145	435	120	315	-	-	-	-	-	-
4	Stoeckli	1595	1595	-	410	410	-	-	-	-	645	645	-	540	540	-	-	-	-	-	-	-
5	Fischer	1155	915	240	215	120	95	580	520	60	45	45	-	315	230	85	-	-	-	-	-	-
6	-	930	930	-	-	-	-	490	490	-	440	440	-	-	-	-	-	-	-	-	-	-
7	Salomon	925	80	845	120	80	40	125	-	125	425	-	425	255	-	255	-	-	-	-	-	-
8	Dynastar	615	430	185	80	-	80	300	300	-	80	80	-	155	50	105	-	-	-	-	-	-
9	Kaestle	400	-	400	400	-	400	-	-	-	-	-	-	-	-	-	-	-	-	-	-	-
10	Voelkl	175	90	85	-	-	-	175	90	85	-	-	-	-	-	-	-	-	-	-	-	-
11	Nordica	170	170	-	45	45	-	-	-	-	-	-	-	125	125	-	-	-	-	-	-	-